



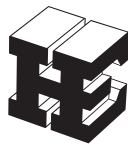
**HINDALCO**  
***EXTRUSIONS***

EXPERTISE IS OUR STRENGTH

**Electrical - Alupuram**

*Printed Jan 2018*





**HINDALCO**  
***EXTRUSIONS***

EXPERTISE IS OUR STRENGTH



## VISION

To be a premium metals major, global in size and reach, excelling in everything we do, and creating value for our stakeholders.

## MISSION

To relentlessly pursue the creation of superior shareholder value, by exceeding customer expectation profitably, unleashing employee potential, while being a responsible corporate citizen adhering to our values.

## VALUES

**Integrity:** Honesty in every action

**Commitment:** Deliver on the promise

**Passion:** Energized action

**Seamlessness:** Boundaryless in letter and spirit

**Speed:** One step ahead always



# Hindalco Electrical Catalogue

Contents	Page No.
A. Hindalco - An Overview .....	05
B. Alupuram Plant Facilities .....	06
C. Specifications .....	07
<hr/>	
1. Heat Sink .....	11
2. Motor Body .....	20
3. Solar Panel .....	23
4. Lighting Fixture .....	25
5. Bus Bar .....	26
6. Connectors .....	28
7. Electronics .....	29
8. UPS Parts .....	33
9. Miscellaneous Electrical .....	35
10. Index .....	36
11. Contacts .....	37

## **HINDALCO - An Overview**

**Hindalco Industries Limited**, a USD 15 billion flagship company of the Aditya Birla Group, is a leading producer of aluminium and copper. Hindalco is present across the value chain of Aluminium & Copper. It has global footprint spanning across 13 countries in 5 continents

### **Copper**

- World's largest single-location copper smelting capacity.
- Copper mines in Australia.

### **Aluminium**

- Amongst top 5 aluminium majors worldwide.
- World's largest aluminium rolling company.
- Integrated operations - from mines to alumina to metal to value added products
  - ✦ Ingots & redraw rods (wire rods)
  - ✦ Flat Rolled products
  - ✦ Extrusions
  - ✦ Foils

Hindalco is a leader in Aluminium Extrusions industry in India with two manufacturing facilities. Both the plants are equipped with state of the art equipment, having well established manufacturing processes and quality systems honed over five decades.

- Manufacturing Facilities
  - ✦ Renukoot, U. P. (North India)
  - ✦ Alupuram, Kerala (South India)
- Capacity 60,000 MT per annum
- Expertise in customised alloys including hard alloys
- Catering to wide range of application segments such as Architectural, Electrical, Industrial, Transport, Defence and Consumer Durable.
- Extrusions manufactured from in-house virgin metal
- Quality Certification
  - ✦ ISO 9001-2008
  - ✦ ISO 14001-2004
  - ✦ OHSAS 18001-2007

This Catalogue covers the Electrical sections from the range manufactured in the Alupuram plant of Hindalco - India's first Extrusions plant started in the year 1955.

## Alupuram Plant



*1250 T Lowey Hydraulic Press with 6" container, automatic controls and puller*



*3300 T Farrel Watson Stillman Press with 9" container, automatic controls and puller*



*Ultramodern Makino Vertical Machining Centre in Die Shop*



*CNC Wire EDM Machine in Die Shop*



*Solution Heat Treatment Furnace*




*Spectrometer for Quantometric Analysis*



*Branding Machine*

Alupuram



*Automated Packing Station*



TABLE - 1

### Wrought alloys: Near equivalent designations

INDIA		U.S.A. (A.A.)	BRITAIN (B.S.)	CANADA	GERMANY (DIN)	RUSSIA	I.S.O.	FRENCH ND
NEW I.S.	OLD I.S.							
19501	1E	1050(E.C)	1E	C 1S	E-Al 99.5	-	-	-
19500	1B	1050	1B	1S	A-99.5	-	Al-99.5	1050A
24345	H15	2014	H15	B26S	AL-CU-SI	AK	-	-
24534	H14	2017	H14	17S/16S	-	D1	Al-Cu-4Mg Si	-
-	-	2024	-	24S	Al-Cu.Mg2	-	Al-Cu-4Mg 1	2024
31000	N3	3003	N3	3S	Al-Mn	A-Mn	Al-Mn 1	3003
52000	N4	5052	N4	M57S	Al-Mg.2	A-Mg	Al-Mg-2.5	5051
53000	N5	5086	N5	54S	-	A-Mg-3	Al-Mg-4	-
54300	N8	5083	N8	D54S	Al-Mg-4.5 Mn	-	Al-Mg-4.5 Mn	5083
65032	H20	6061	H20	65S	Al-Mg-Si Cu	-	Al-Mg-1Si Cu	-
63400	H9	6063	H9	50S	Al-Mg-Si 0.5	-	Al-Mg Si	-
64430	H30	6351	H30	B51S	Al-Mg-Si 1	AV	Al-Si-1 Mg	6081
64423	H11	6066	H11	C62S	-	-	-	-
62400	-	6005	-	C51S	-	-	-	-
63401	91E	6101	91E	D50S	E.Al.Mg.Si 0.5	-	-	-
64401	-	6201	-	-	-	-	-	-
74530	-	7039	-	D74S	Al-Zn-Mg.1	-	-	3004
-	-	7075	DTD 5124	75S	Al-Zn-Mg Cu 1.5	-	Al-Zn 6 Mg Cu	7075





TABLE - 2

**Wrought alloys: Guide to selection**

Alloy	Temper	Resistance to Corrosion	Workability (Cold)	Machinability	Brazeability	Weldability	Commonly available forms	Indications of use
EC/1050, 1060 (1B) (19501) (19500) (19600)	F, O	A	A	D	A	A	Flats, Rods, Tubes & other section	Electrical conductors, cable sheathing, impact-extruded products, pressing utilities of anodizing quality, pen caps, piping etc.
1100 (1C) (19000)	F, O	A	A	D	A	A	Flats, Rods, Tubes & other section	Packaging lightly stresses and decorative assemblies in architecture and transport, equipment for chemical, food and brewing industries.
2014 (H 15) (24345)	T4 T6	C C	C D	B B	D D	C C	Rods & Bars Rods & Bars	Highly stressed component of all types in aircraft, ordnance and general engineering.
2017 (H 14) (24534)	T4	C	C	B	D	C	Rods & Bars	Highly stressed parts in aircraft and other structures, screw machine products.
2024	T4	C	C	B	D	C	Rods & Bars	Load Cell, Highly stressed component of all types in aircraft, ordnance and general engineering.
4043 (N 21) (43000)	F, O	A	A	D	A	A	Rods & other sections	Welding wire, architectural applications
5005 (52000A)	O, F	A	A	D	B	A	Flats, Rods, other sections	Structures exposed to marine attractive anodized finish, architectural, electrical conductors etc.
5052 (N 4)	O, F	A	A	D	C	A	Flats, Rods, Tubes & other sections	Structures exposed to marine atmosphere, aircraft parts, wire rope ferrules, rivet stock.
5086 (N 5) (53000)	O, F	A	A	D	D	A	Flats, Rods & other sections	Ship building and other marine applications, rivets, coinage etc.
5056 (N 6) (55000)	O, F	A	A	D	D	A	Rods	Zips, Welding Rods and Rivets.
6061 (H 20) (65032)	O, F T4 T6	A A A	A C D	D C C	A A A	A A A	Rods, Flats, Tubes & other sections	Heavy duty structures, building hardware, sections for bus body, truck and rail coach, furniture, rivets etc.
6063 (H9) (63400)	O, F T4 T6 T5	A A A A	A B C C	D C C C	A A A A	A A A A	Rods, Flats, Tubes & other sections	Building hardware, architectural section with good surface finish, medium strength furniture and anodized sections.



**TABLE - 2**

## Wrought alloys: Guide to selection

Alloy	Temper	Resistance to Corrosion	Workability (Cold)	Machinability	Brazeability	Weldability	Commonly available forms	Indications of use
6066 (64423)	O, F T4 T6	B B B	B C C	D B B	A A A	A A A	Rods and other solid sections	For welded structures, textile parts, heavy duty machine parts.
6101 (91 E) (63401)	T4 T6	A A	B B	C C	A A	A A	Rods, Flats, Tubes & other sections	High strength electrical busbar sections.
6201 (64401)	T4	A	A	C	A	A	Redraw Rod	Overhead conductors, ACAR and AAAC
6351 (H 30) (64430)	O, F T4 T6	A A A	A C D	D C C	A A A	A A A	Rods, Flats, Tubes & other sections	Structural and general engineering items such as rail & road transport vehicles, bridges, cranes, roof trusses, rivets etc.
7039 (D74S) (74530)	O, F T4 T6	A A A	A C D	D C C	A A A	A A A	Flats, Tubes, Rods & other sections	Defence structures like mobile bridges etc. Tread and chequered plates, Excellent welding property with no loss of strength in welded zone.
7075 (DTD5124)	O, F T4 T6	A A A	A A D	A A A	A A A	A A A	Rods	Highly stressed structural applications

### Notes:

- Relative ratings for corrosion, workability and machinability in decreasing order of merit A, B, C and D.
- Weldability & brazeability ratings A, B, C and D are relative ratings defined as follows:
  - Generally weldable by the commercial procedure & methods.
  - Weldable with special technique.
  - Limited weldability due to crack sensitivity or loss in corrosion resistance and mechanical properties.
  - Generally not weldable.
- Availability of other forms subject to special enquiries and methods.



TABLE - 3

**Wrought alloys: Chemical composition limits (percent)**

Alloy (ISS) Old	New	Equivalent alloy (AA) U.S.A.	Copper		Magnesium		Silicon		Iron Max.	Manganese		*Others (Total) Max.	Remarks
			Min.	Max.	Min.	Max.	Min.	Max.		Min.	Max.		
1C	19000	1100	-	0.10	-	-	-	0.5	0.6	-	0.1	0.1	Aluminium 99.0% Min
1 B	19500	1050	-	0.05	-	-	-	0.25	0.4	-	0.05	0.1	Aluminium 99.5% Min
1 E	19501	-	-	0.04	-	-	-	0.15	0.35	-	0.03	0.1	Aluminium 99.5% Min
-	19600	1060	-	0.05	-	-	-	0.25	0.35	-	0.03	0.1	Aluminium 99.6% Min
H 15	24345	2014	3.8	5.0	0.2	0.8	0.5	1.2	0.7	0.3	1.2	0.5	-
H 14	24534	2017	3.5	4.7	0.4	1.2	0.2	0.7	0.7	0.4	1.2	0.5	-
		2024	3.8	4.9	1.2	1.8	-	0.5	0.5	0.3	0.9	0.15	Zn 0.25
N 3	91000	3003	-	0.1	-	0.1	-	0.6	0.7	1.0	1.5	0.4	-
		4032	0.8	1.3	0.8	1.3	-	13.5	0.6	-	0.2	0.15	Ni 0.8 - 1.3
N 4	52000	5052	-	0.1	1.7	2.6	-	0.6	0.5	-	0.5	0.4	Cr + Mn = 0.5
M 5	53000	5086	-	0.1	2.8	4.0	-	0.6	0.5	-	0.5	0.4	Cr + Mn = 0.5
N 8	54300	5083	-	0.1	4.0	4.9	-	0.4	0.7	0.5	1.0	0.4	Chromium up to 0.25
H 20	65032	-	0.15	0.4	0.7	1.2	0.4	0.8	0.7	0.2	0.8	0.4	**Cr = 0.15 - 0.35
-	-	6061	0.15	0.4	0.8	1.2	0.4	0.8	0.7	-	0.15	0.4	Chromium 0.04 to 0.35
H 9	63400	6063	-	0.1	0.4	0.9	0.3	0.7	0.6	-	0.3	0.4	-
-	-	6066	0.7	1.2	0.8	1.4	0.9	1.8	0.7	0.6	1.1	0.4	-
-	64423	-	0.5	1.0	0.5	1.3	0.7	1.3	0.8	-	1.0	-	-
9 1E	63401	6101	-	0.05	0.4	0.9	0.3	0.7	0.5	-	0.03	0.1	-
H 30	64430	6351	-	0.1	0.4	1.2	0.6	1.3	0.6	0.4	1.0	0.3	-
		6082	-	0.1	0.6	1.2	0.7	1.3	0.5	0.4	1.0	0.3	Chromium up to 0.25
-	74530	7039	-	0.2	1.0	1.5	-	0.4	0.7	0.2	0.7	0.4	Zinc 4.0 - 5.0 %
-	-	7075	1.2	2.0	2.1	2.9	-	0.5	0.5	-	0.3	0.2	Zinc (5.1 - 6.1) % & Chromium(0.18-0.28) %

\* Titanium and/or other grain refining elements

\*\* Either Mn or Cr shall be present



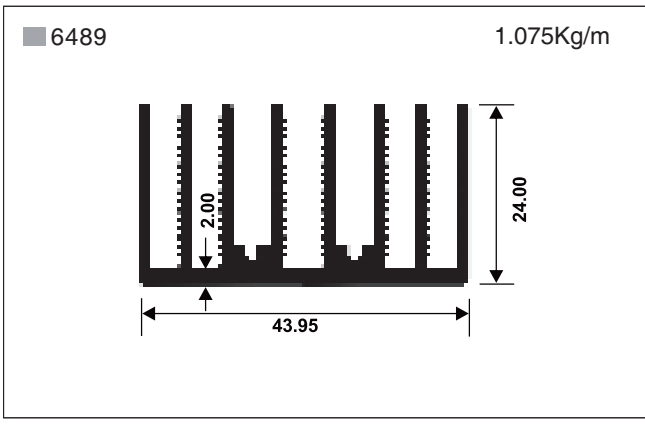
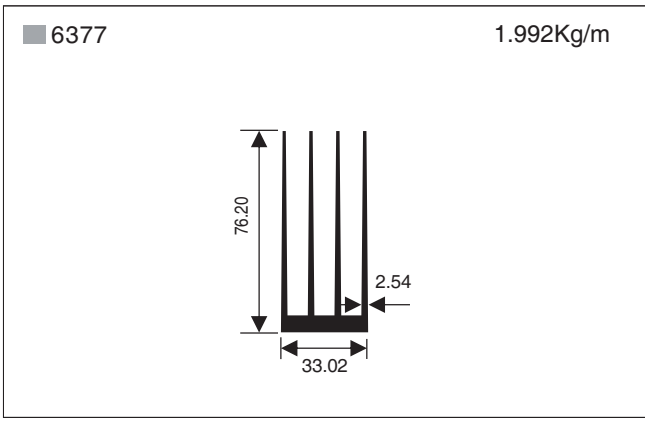
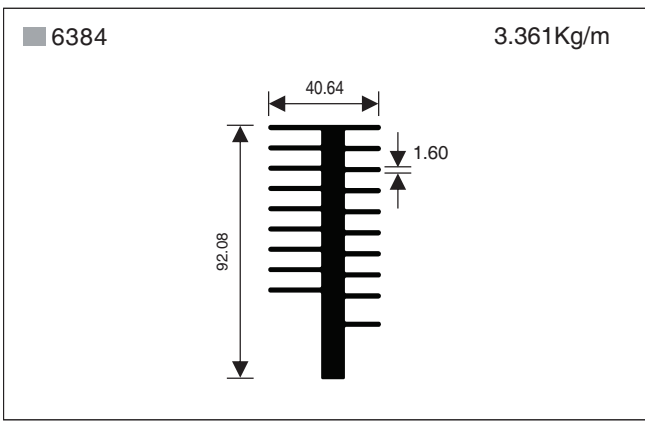
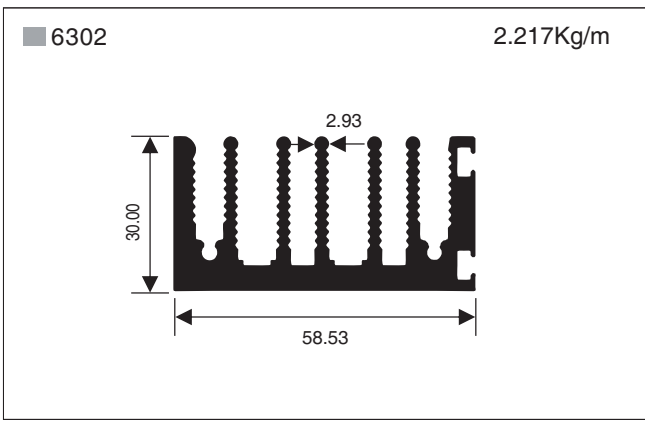
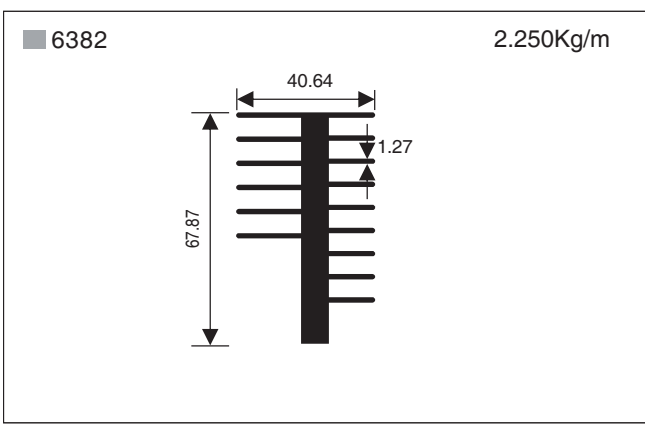
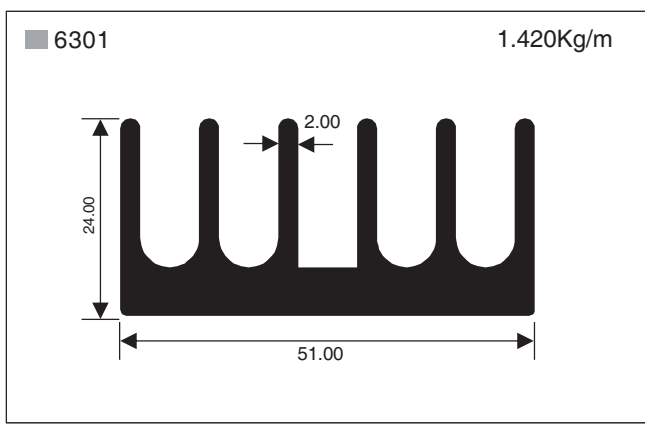
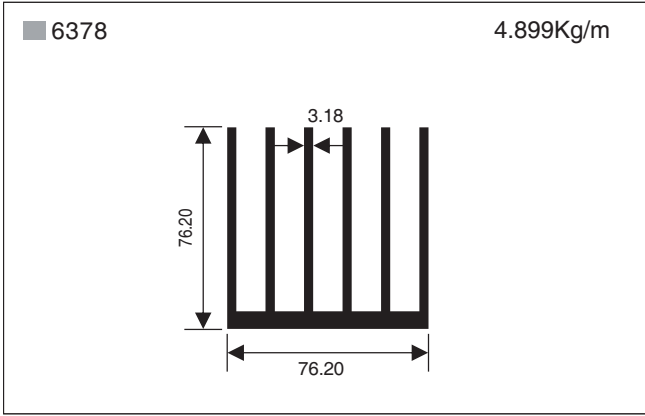
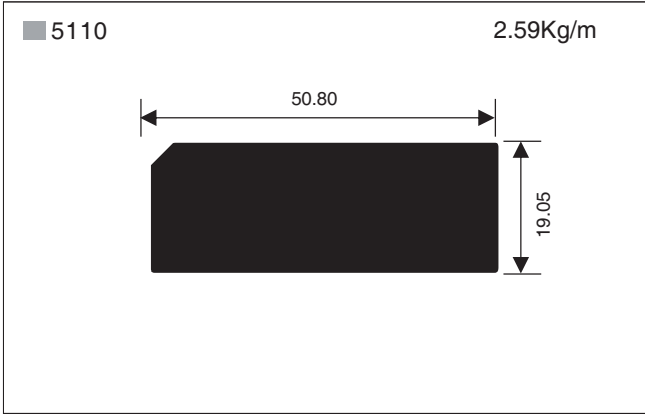
TABLE - 4

## Wrought alloys: Mechanical properties

Heat Treatable Alloys					
Alloy A A Old (ISS) New (ISS)	Temper	Ultimate Tensile Strength Kg/mm <sup>2</sup>		0.2% Proof Stress Kg/mm <sup>2</sup>	Elongation On 50mm GL
		Min.	Max.		
2014 [H15] [24345]	T4[W]	39	-	24.0	10
	T6 [WP]	49	-	43.0	6
2017 [H14] [24534]	T4[W]	39	-	24.0	10
2024 [H9]	T4	40.5	-	26.5	12
6063 [H9] [63400]	T4[W]	14	-	8.0	14
	T6 [WP]	19	-	15.5	7
6061 [H20] 65032]	M	11.2	-	5.1	12
	T4[W]	19	-	11.5	14
	T6 [WP]	28.5	-	24.0	7
6351[H30] [64430]	M	11.2	-	8.2	12
	T4[W]	19	-	12.0	14
	T6 [WP]	31.5	-	27.5	7
6066	M	11.0	-	-	12
	T4[W]	28	-	17.5	14
	T6 [WP]	35	-	31.5	7
6101[91E] [63401]	T4[W]	14	-	8.0	12
	T6 [WP]	20.5	-	17.0	10
6201 [64401]	T4[W]	16	-	7.0	14
	T8 [WDP]	32	-	-	3
7039 [74530]	T4[W]	28	-	23.5	9
	T6 [WP]	31.5	-	26.5	7
7075	T6 [WP]	54	-	46.5	6

Properties indicated herein are typical properties and are given for information only. However properties of all the profiles in specific alloy shall be as per I. S. Specification.

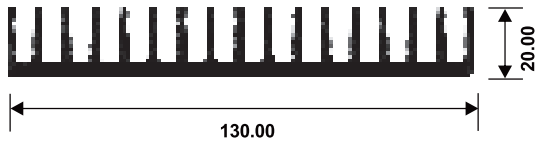
# HEAT SINKS



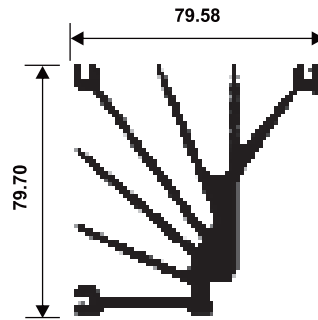


# HEAT SINKS

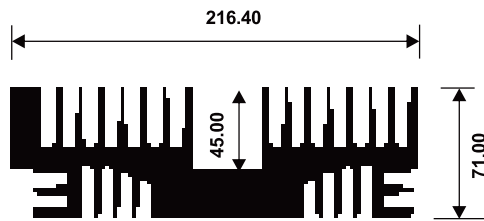
■ 6496 2.967Kg/m



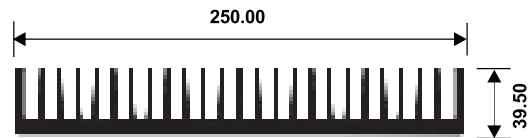
■ 6536 3.748Kg/m



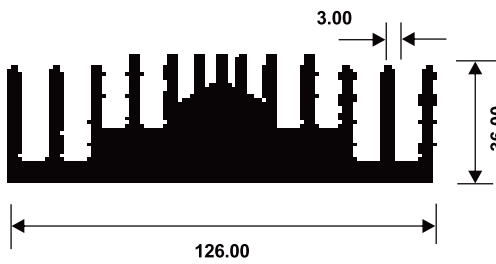
■ 6510 20.107Kg/m



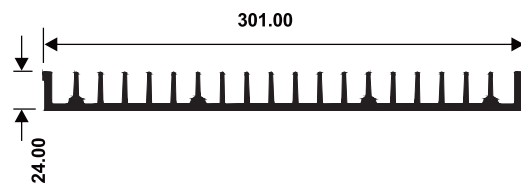
■ 6547 12.057Kg/m



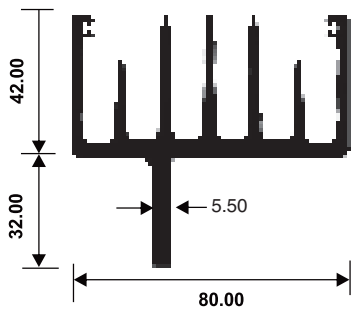
■ 6511 7.721Kg/m



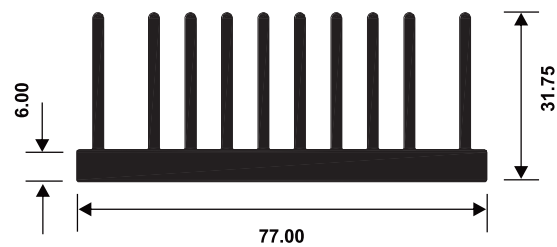
■ 6554 6.484Kg/m



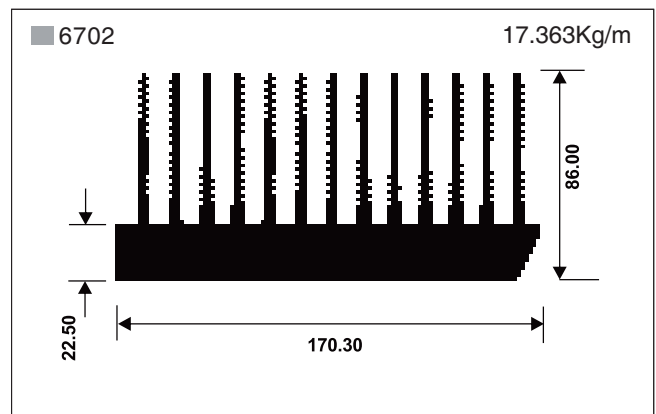
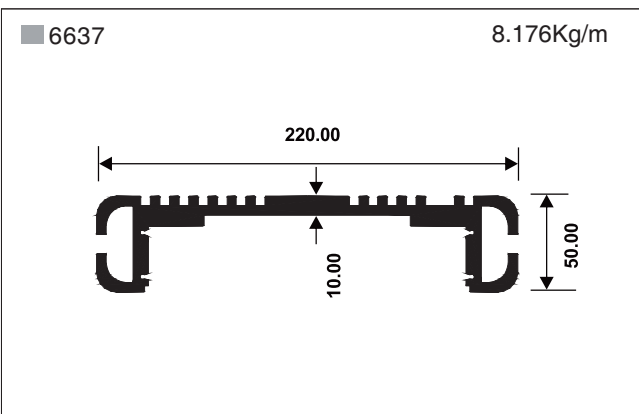
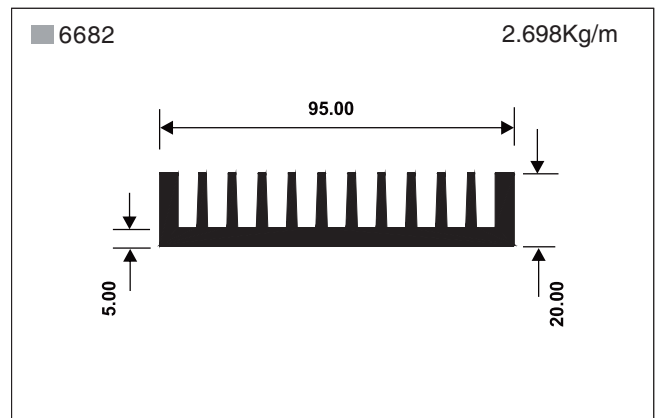
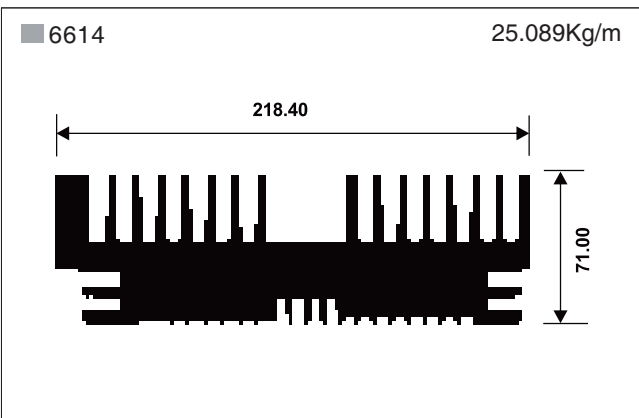
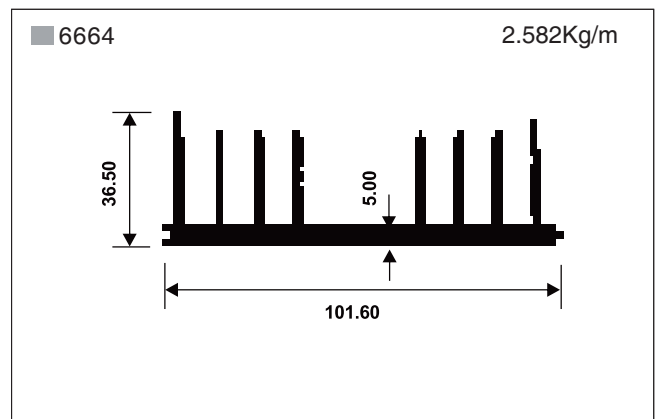
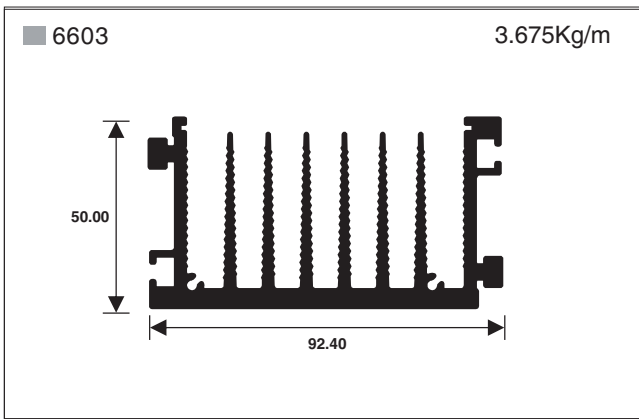
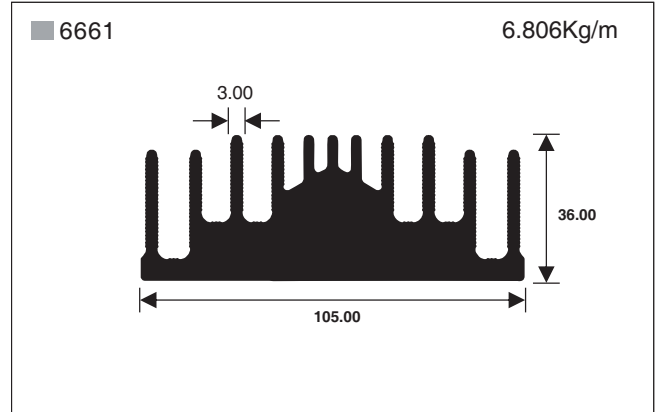
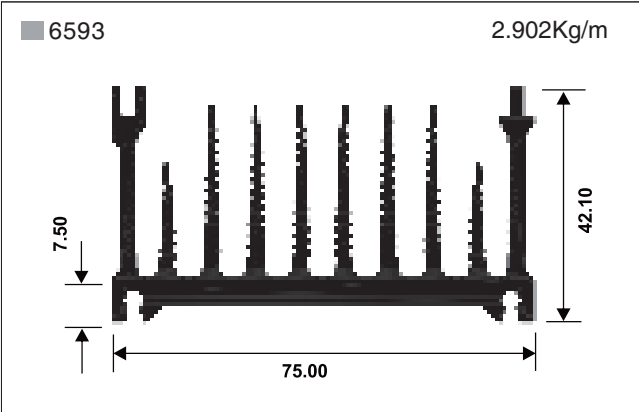
■ 6535 3.362Kg/m



■ 6591 2.628Kg/m



# HEAT SINKS

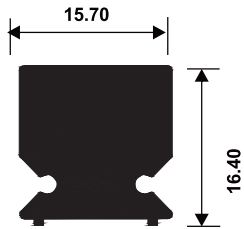




# HEAT SINKS

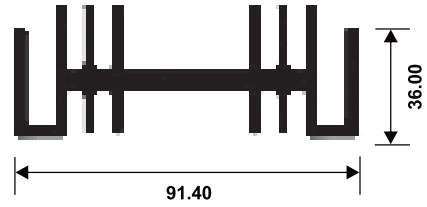
■ 6727

0.611Kg/m



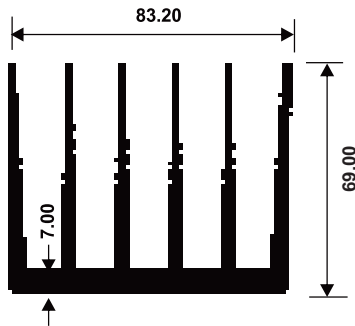
■ 7414

2.864Kg/m



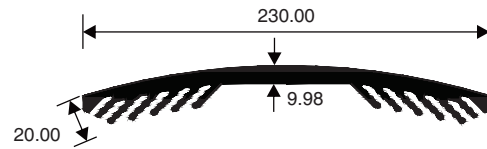
■ 6736

4.660Kg/m



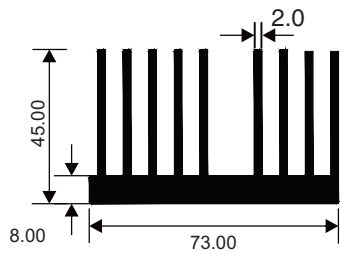
■ 7464

6.634Kg/m



■ 6866

3.375Kg/m



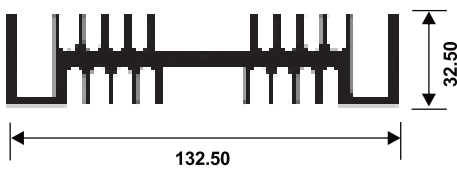
■ 7502

18.445Kg/m



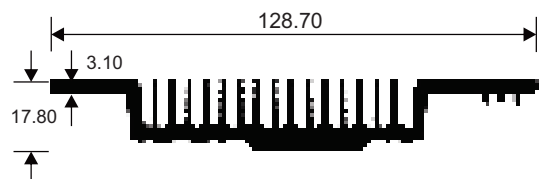
■ 7310

4.097Kg/m



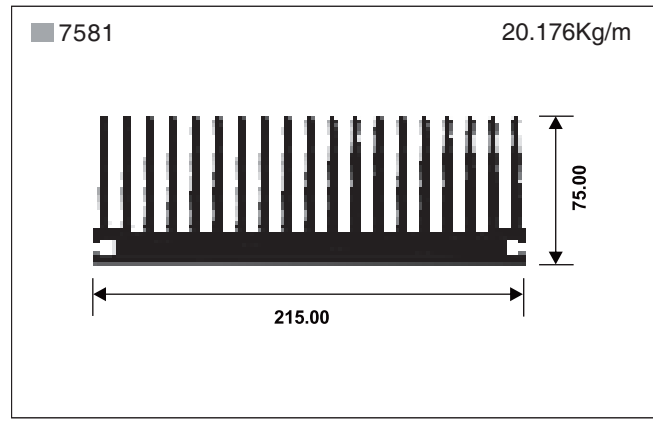
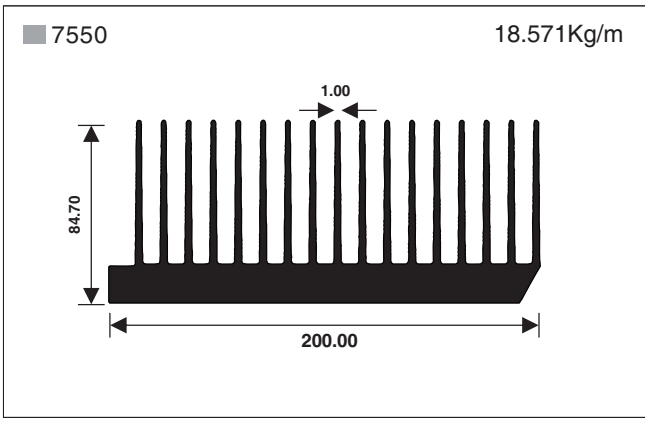
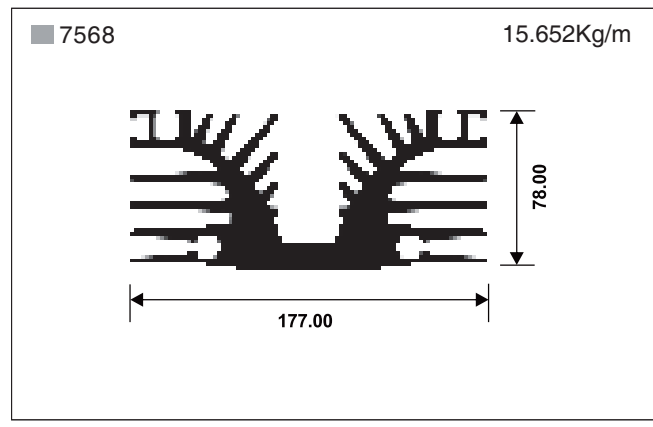
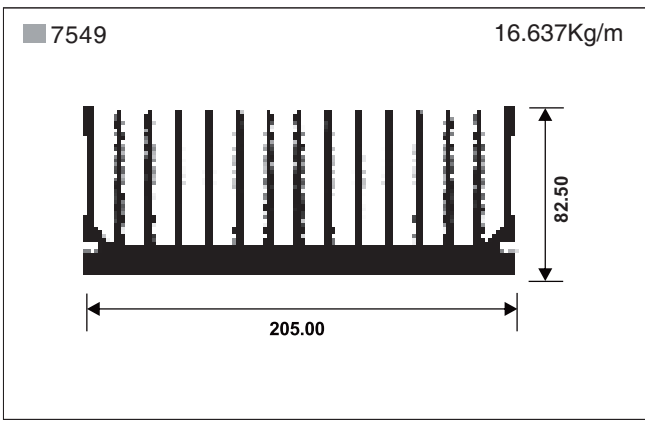
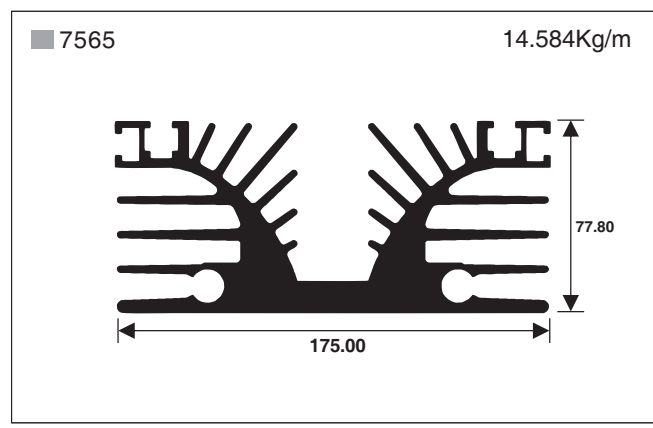
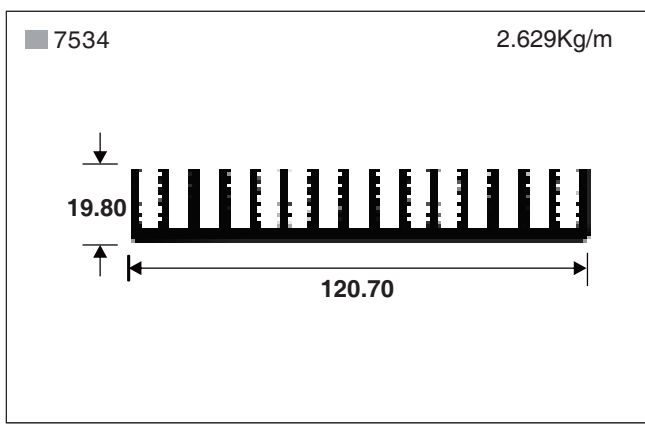
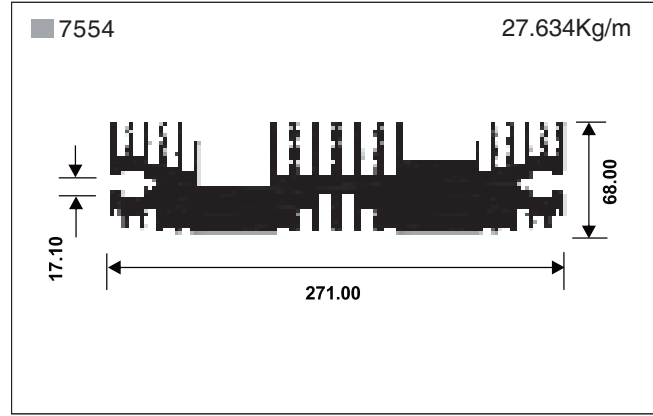
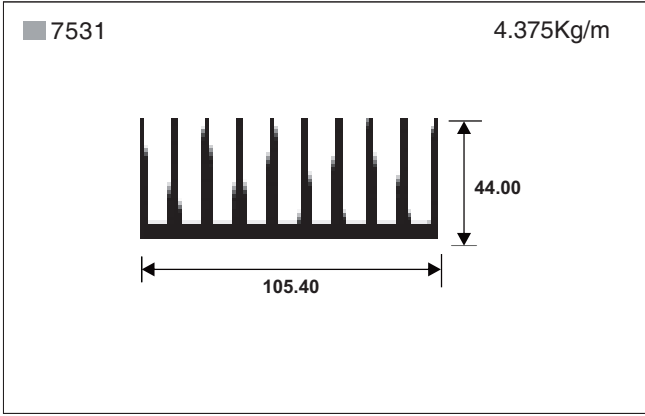
■ 7513

2.236Kg/m



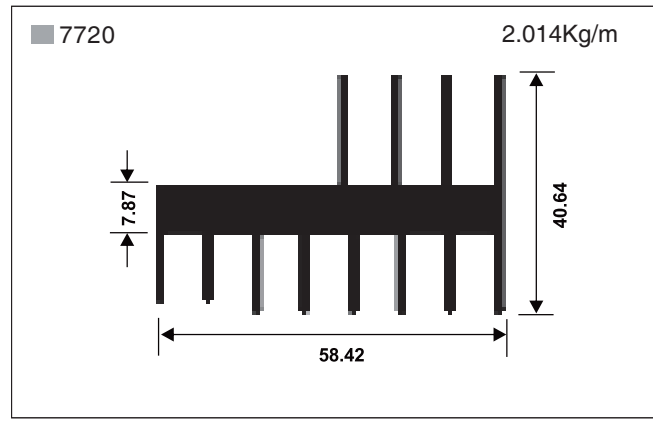
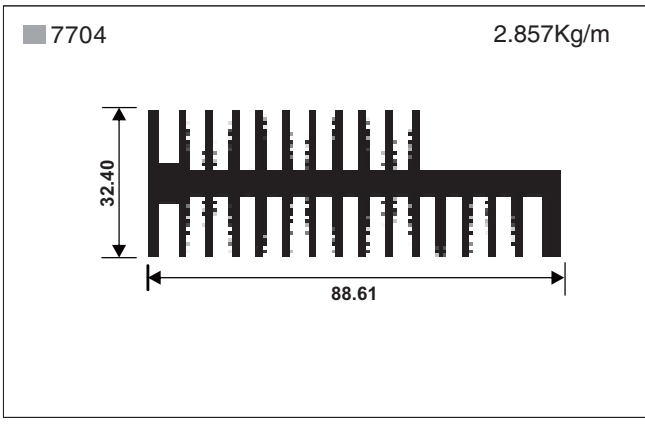
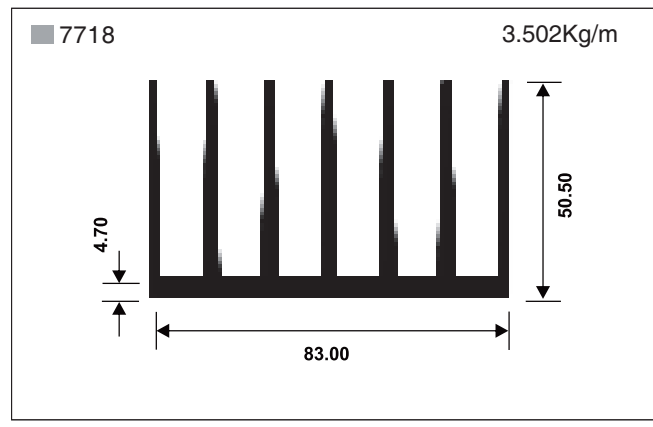
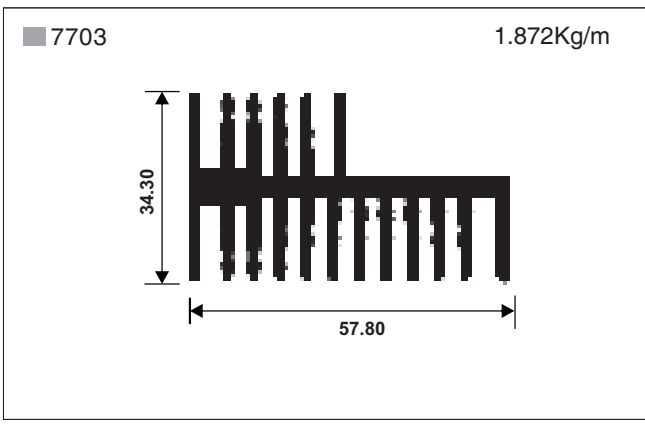
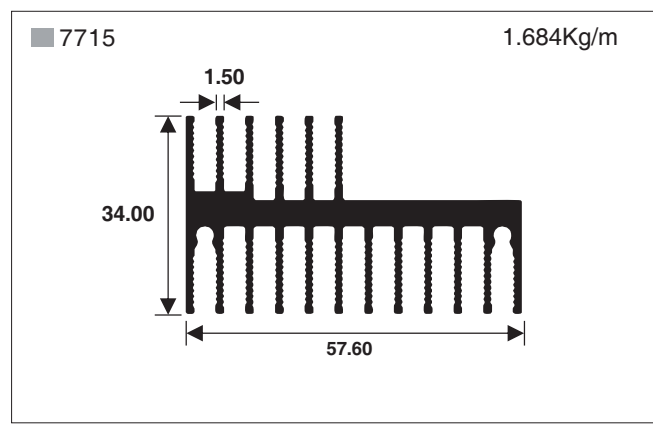
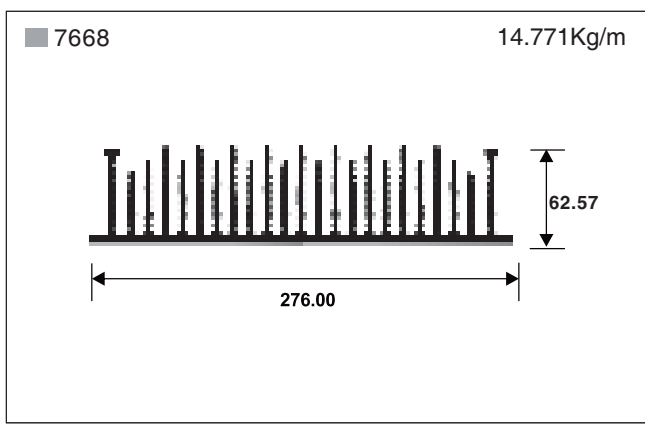
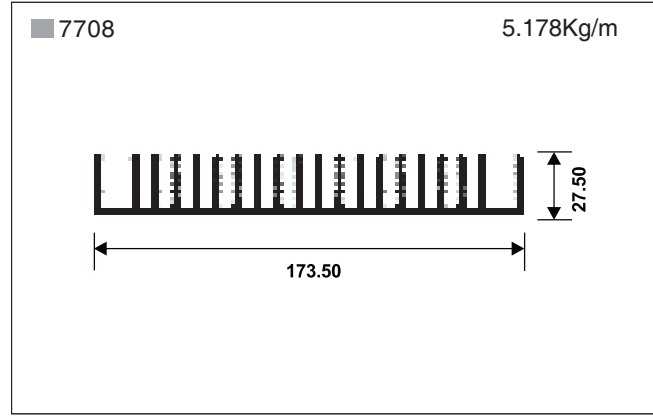
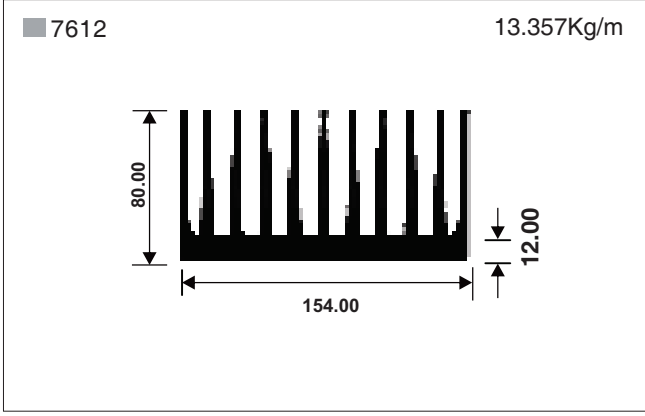


# HEAT SINKS

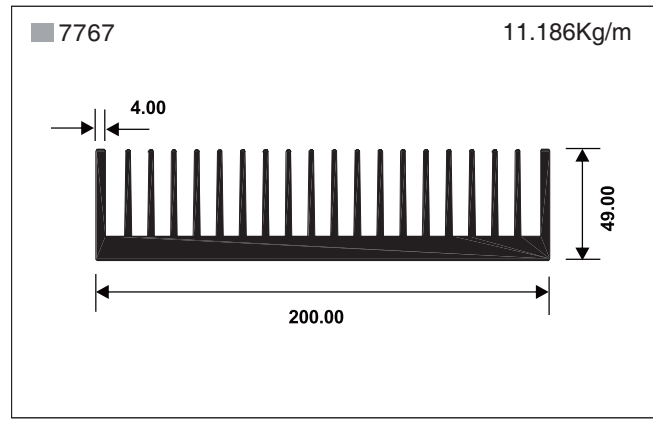
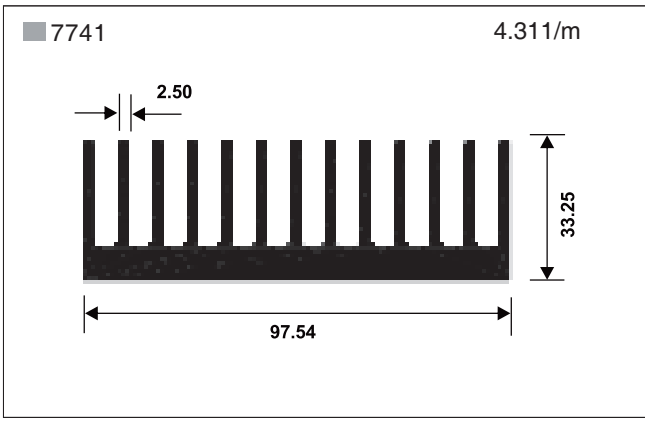
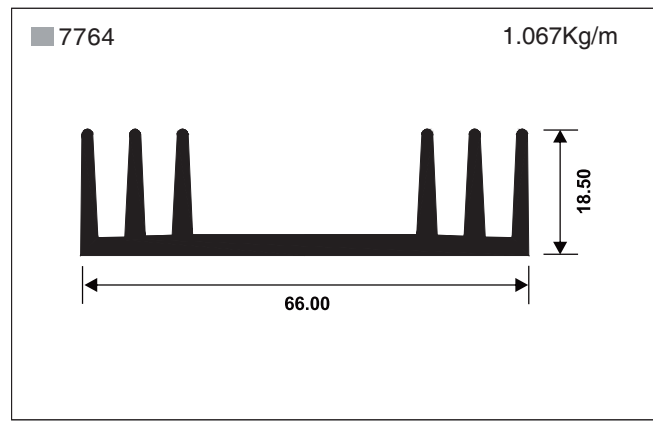
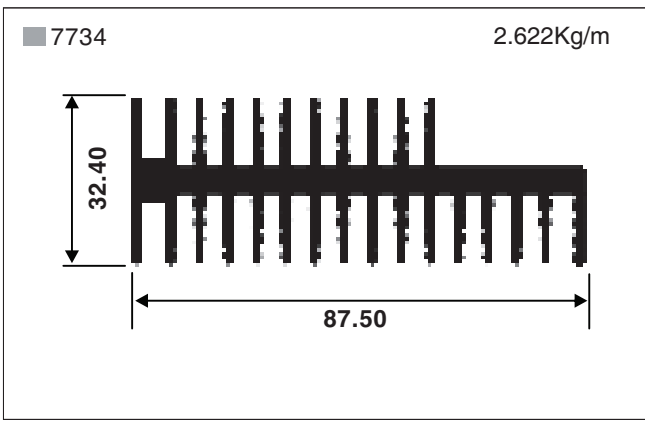
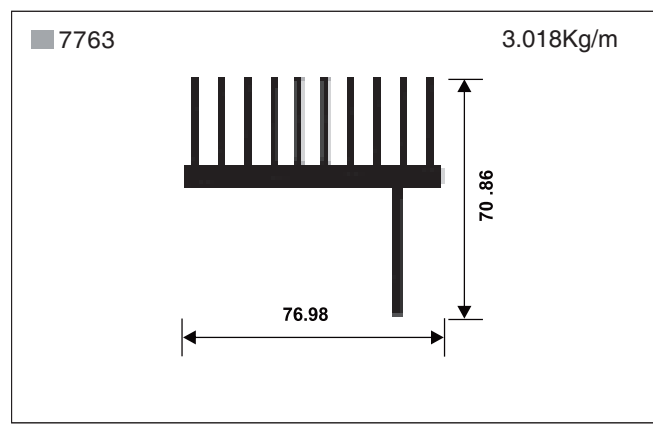
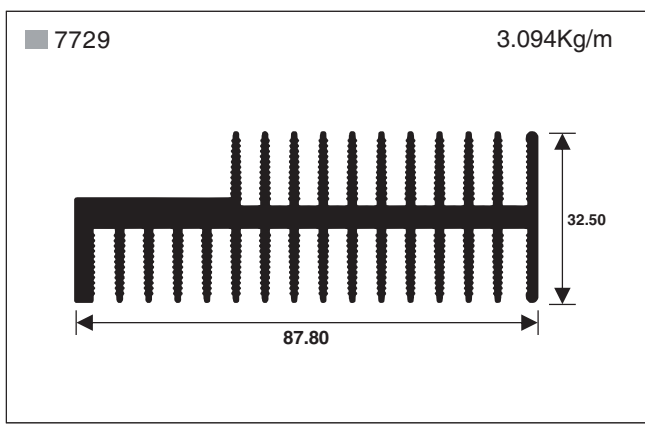
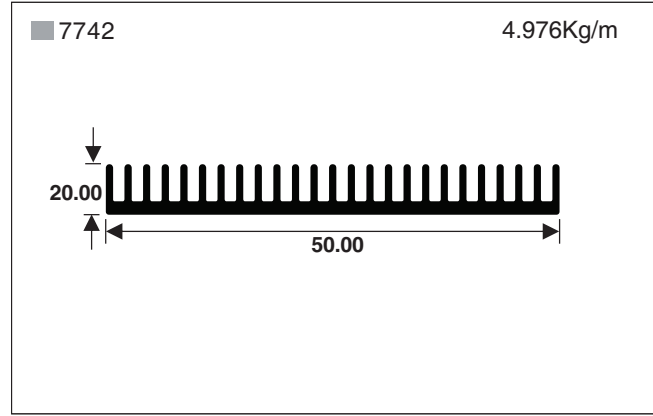
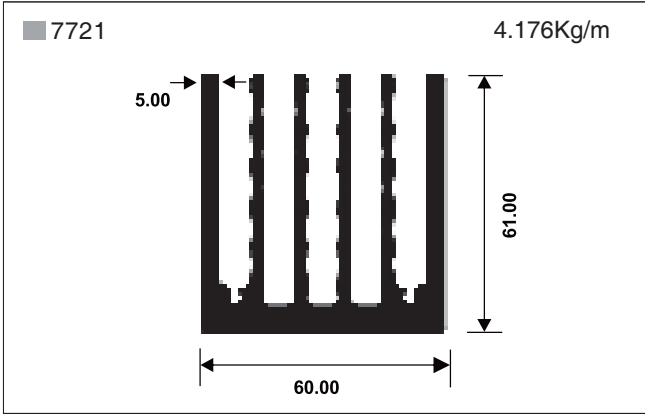




# HEAT SINKS

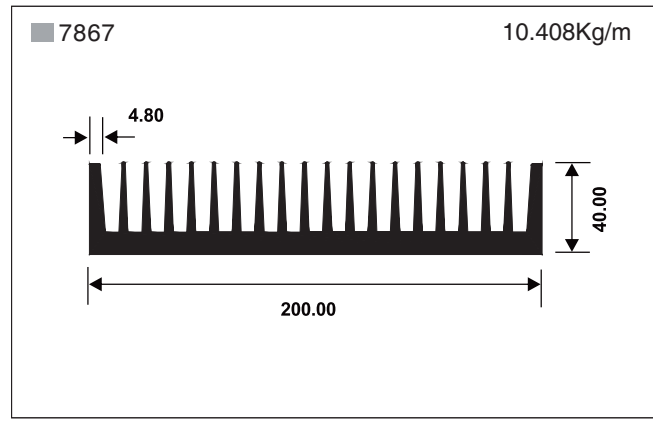
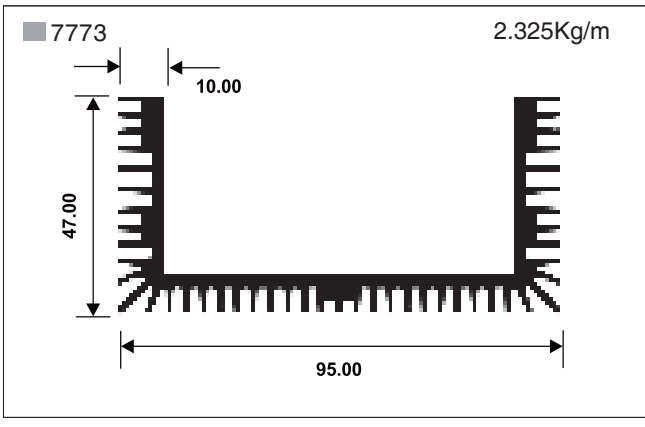
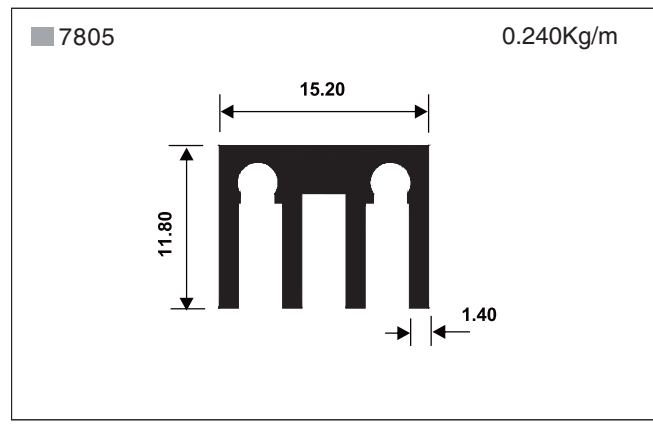
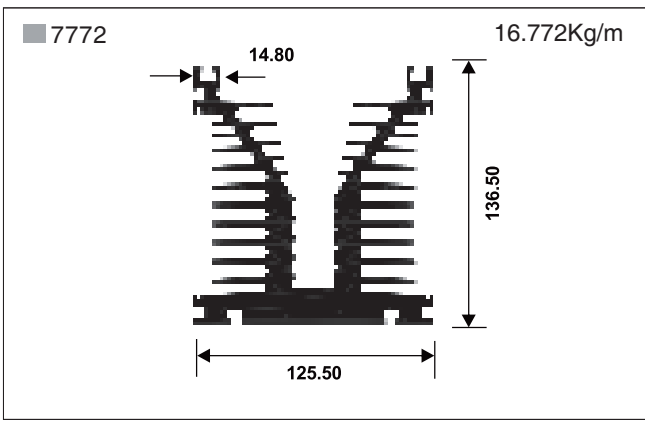
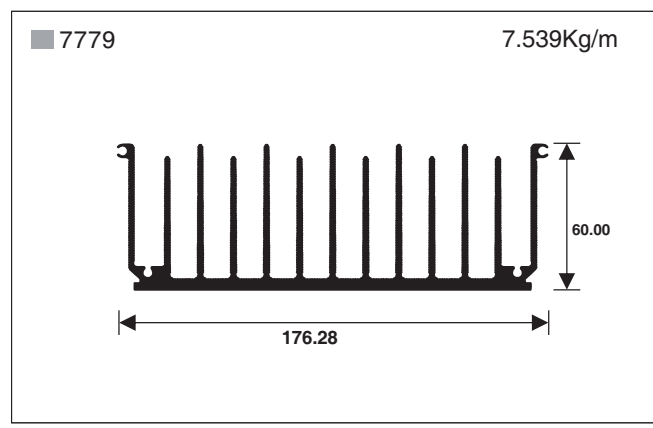
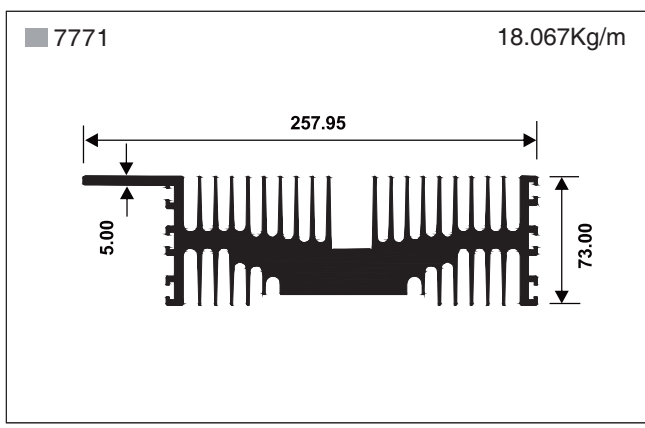
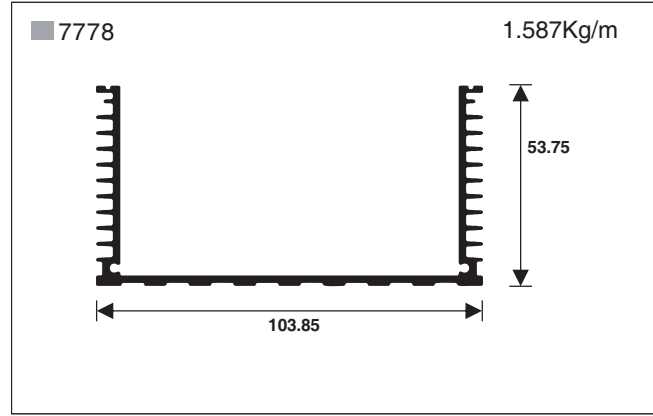
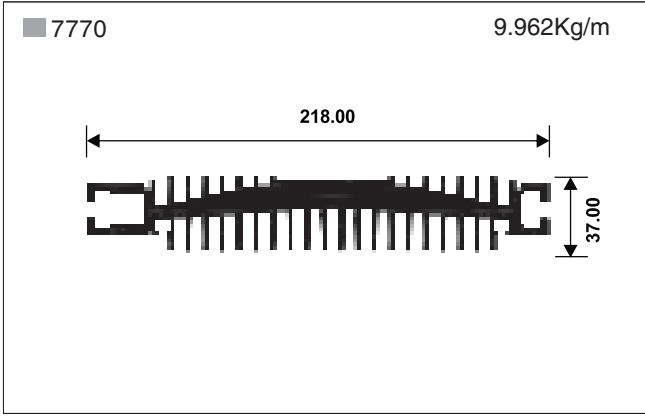


# HEAT SINKS

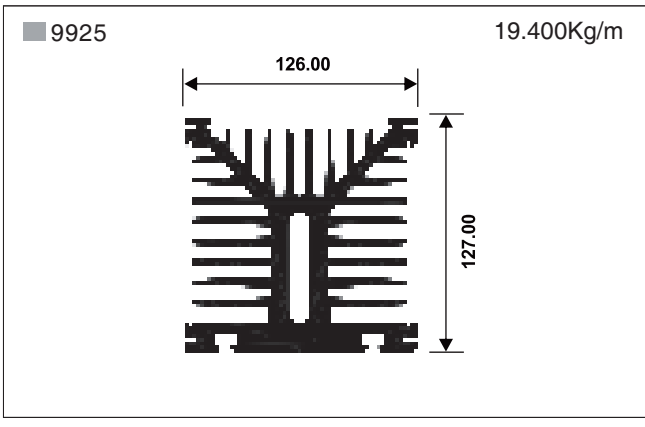

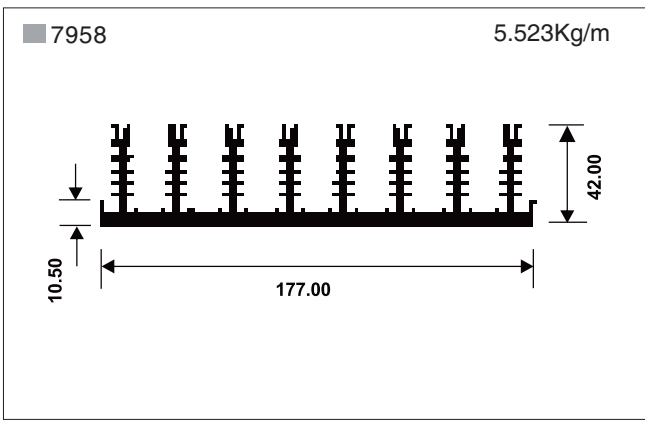
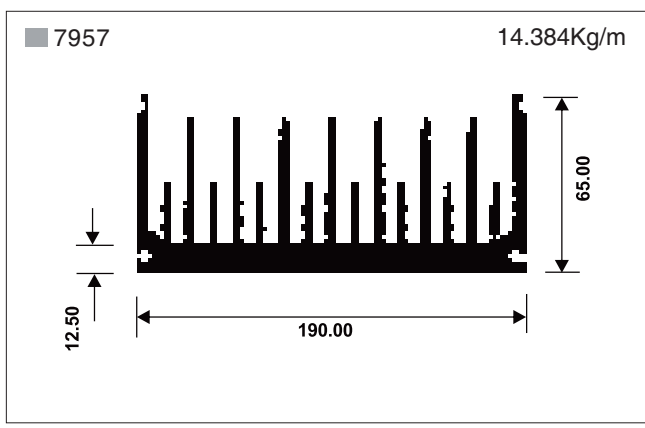
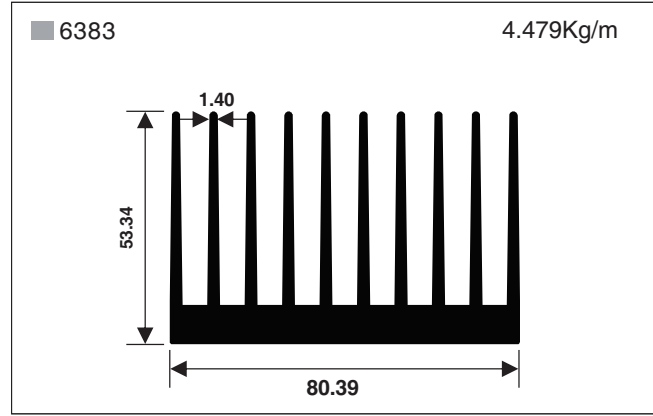
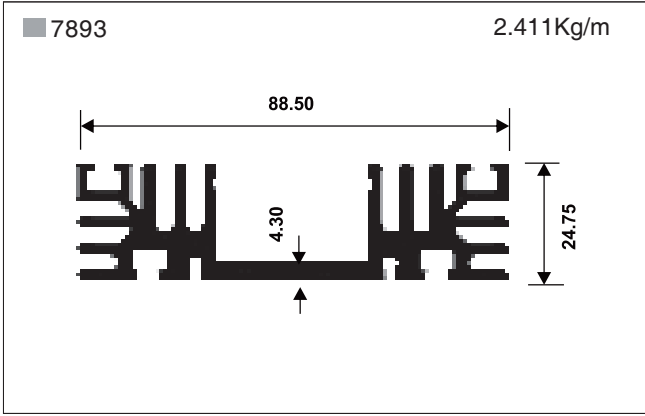




# HEAT SINKS

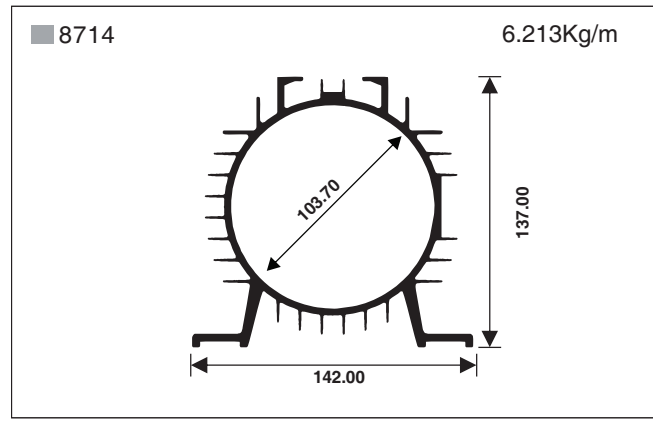
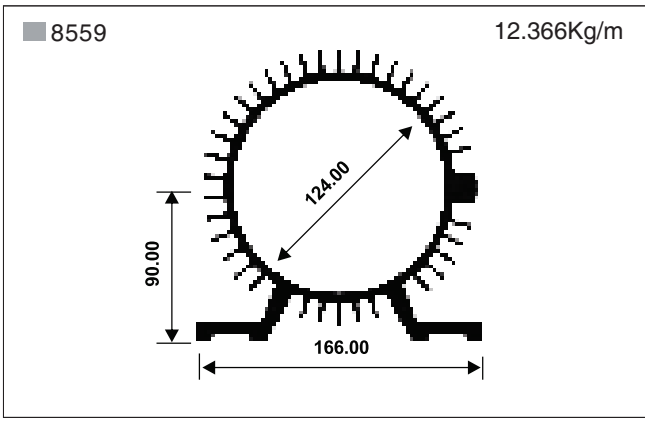
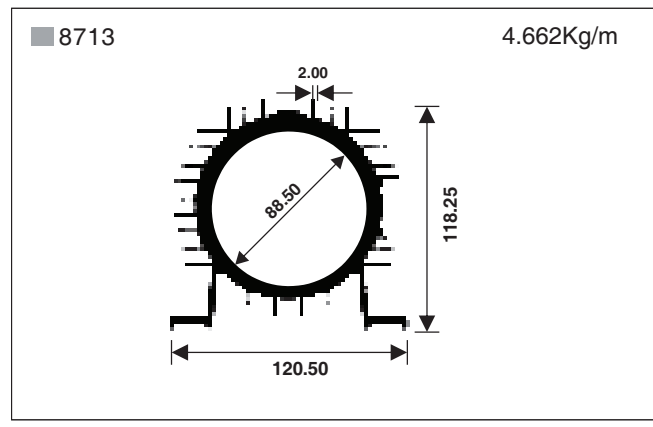
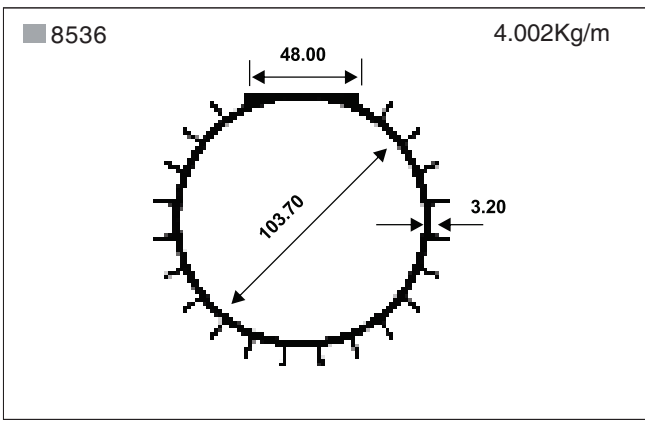
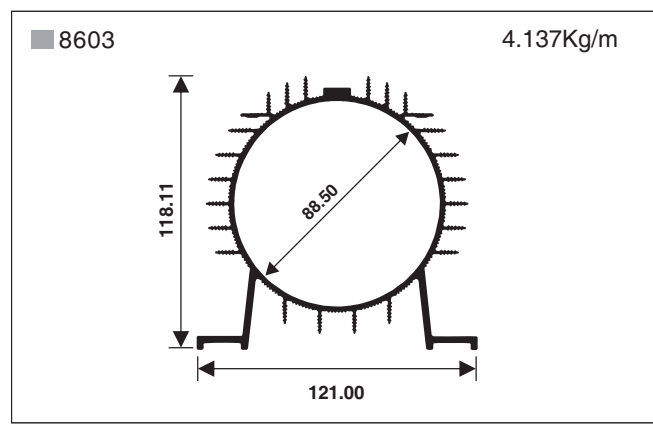
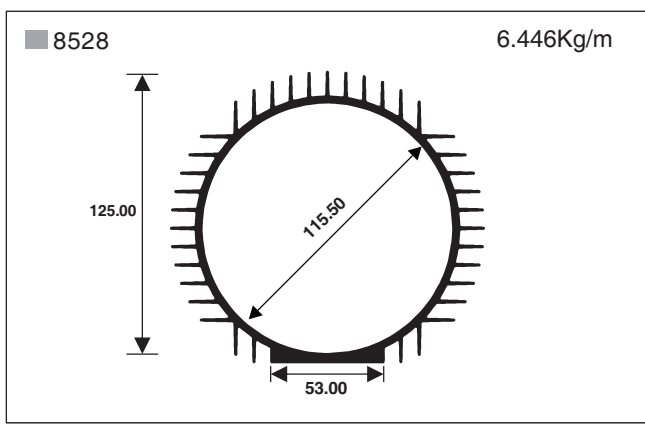
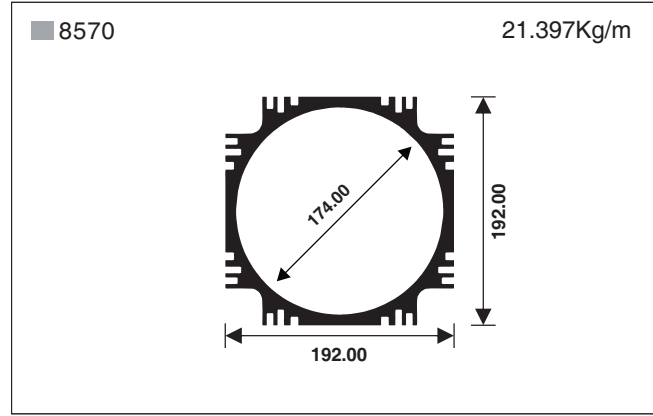
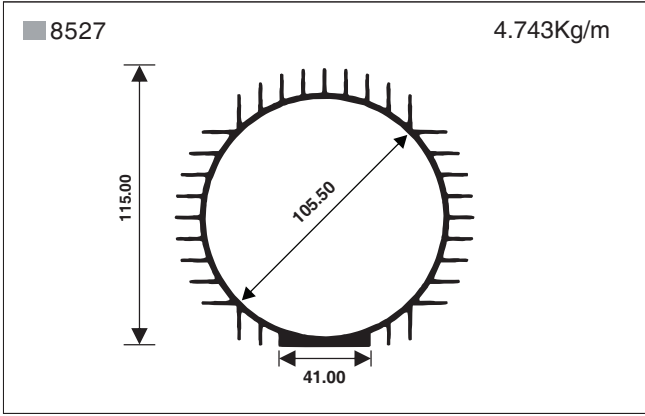


# HEAT SINKS

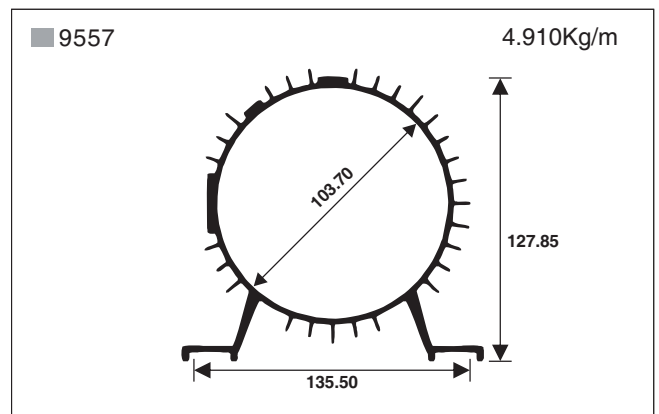
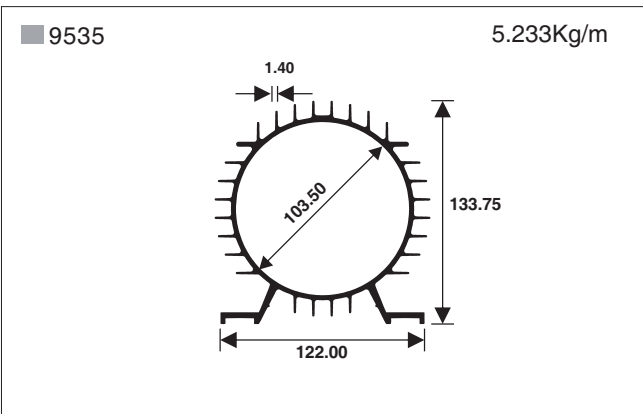
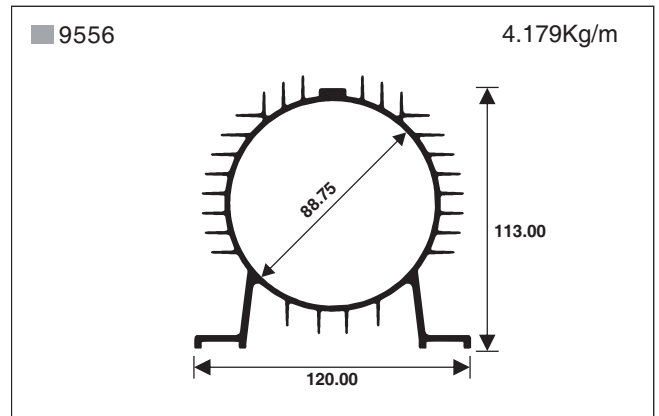
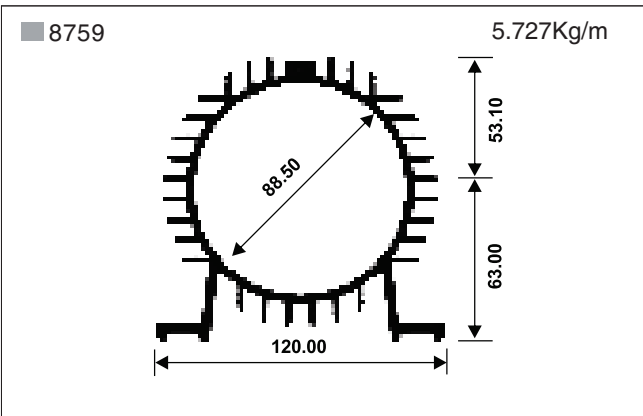
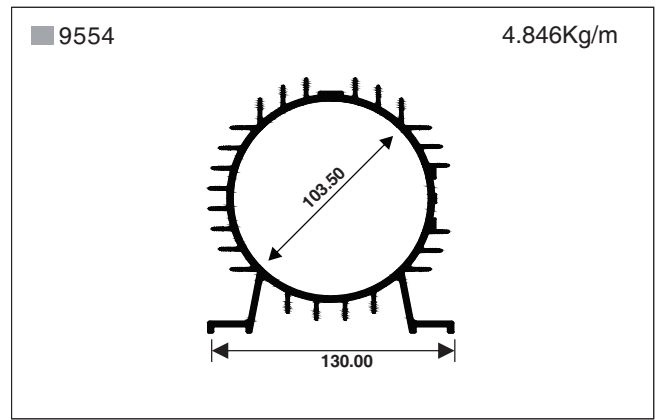
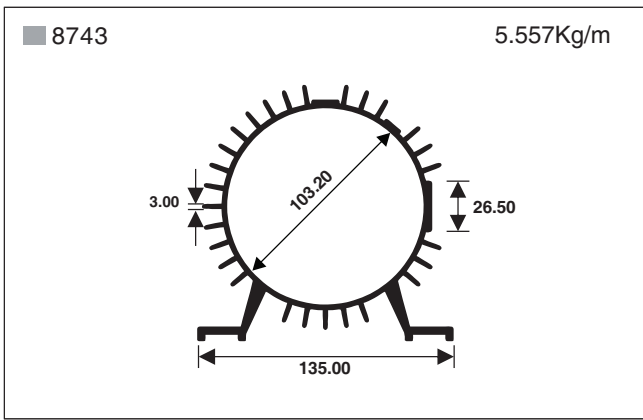
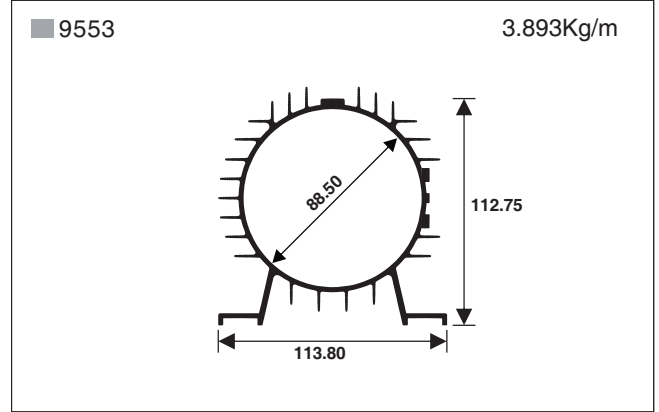
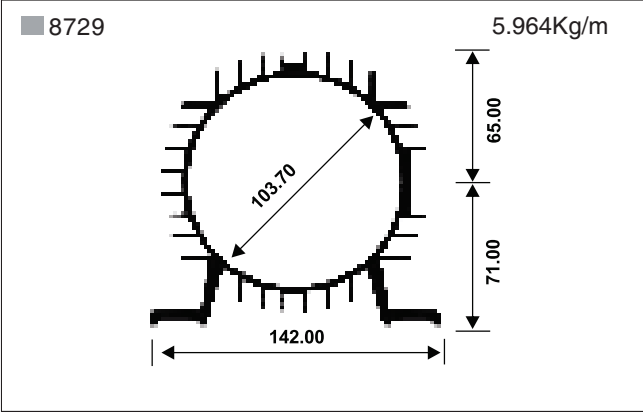




# MOTOR BODY


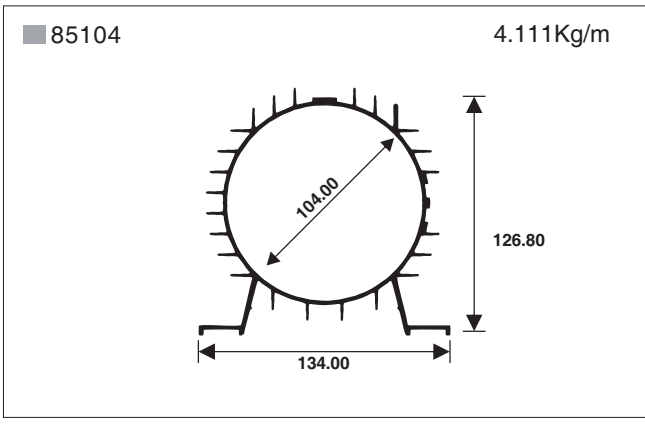

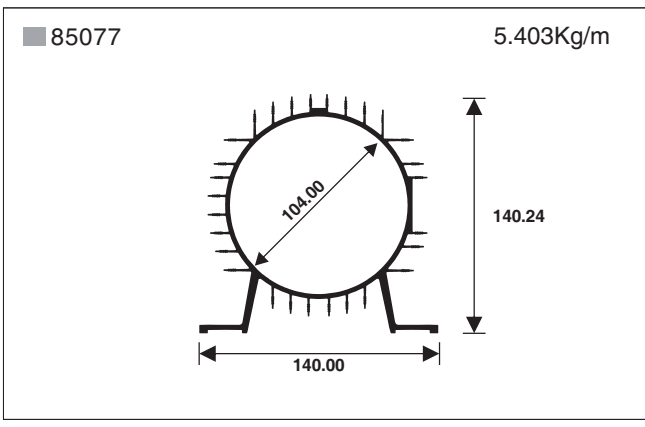
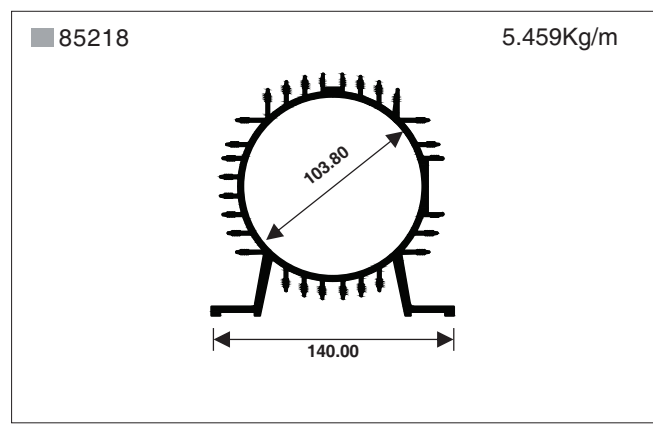
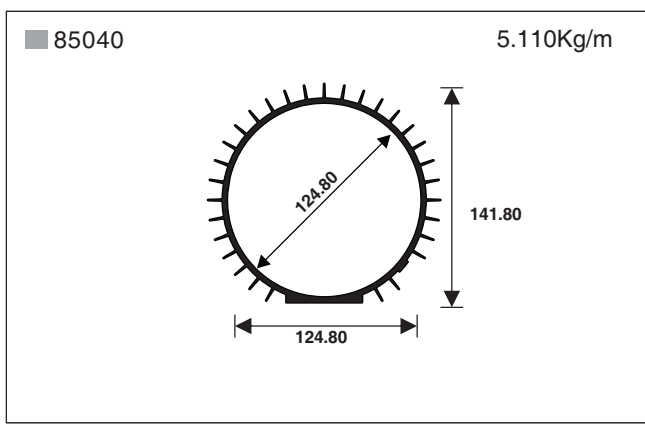
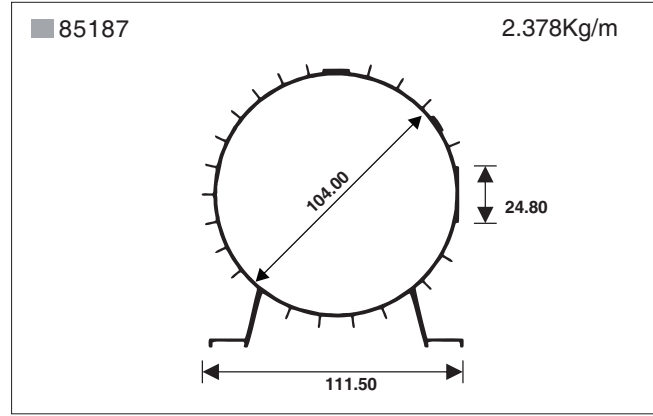
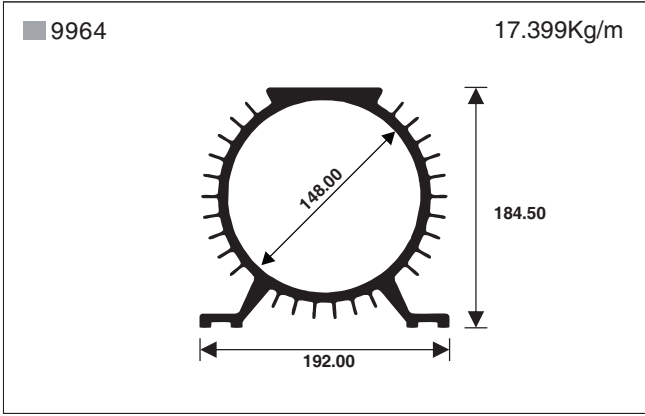


# MOTOR BODY



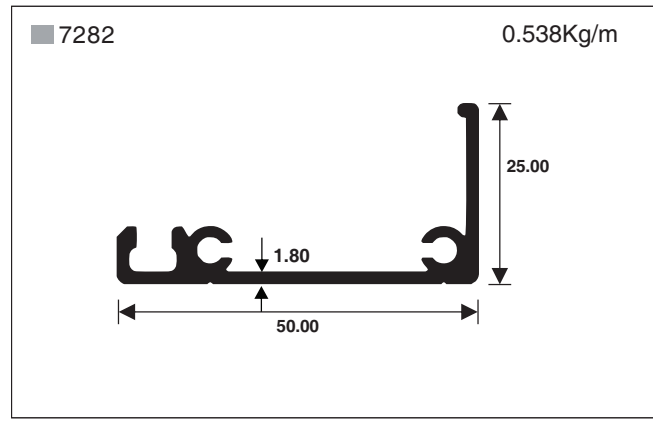
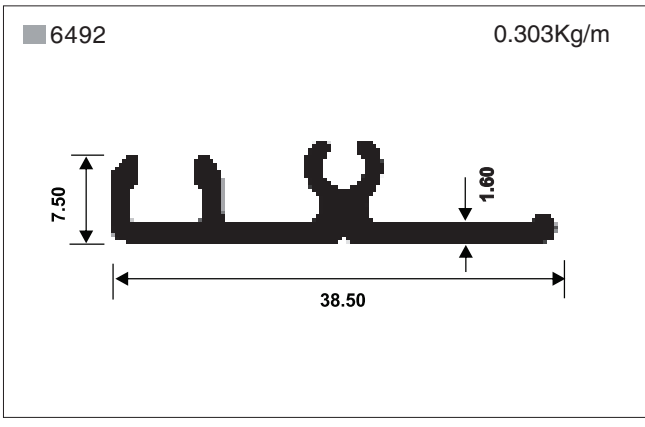
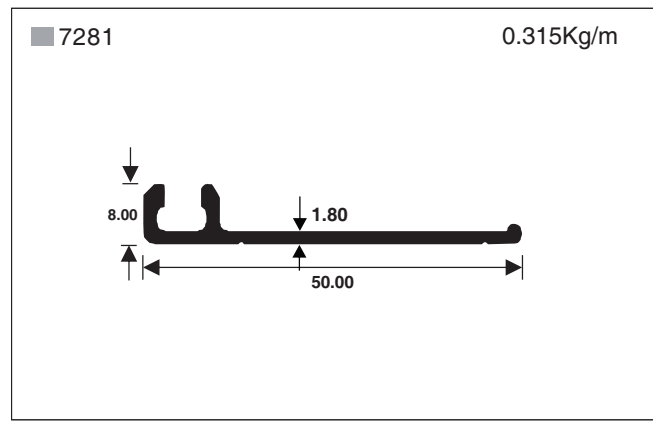
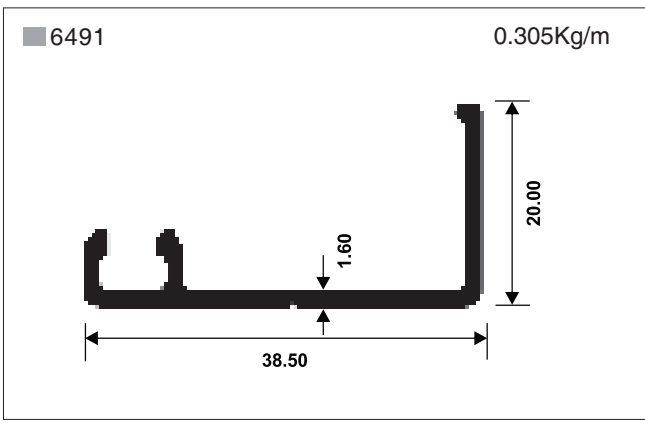
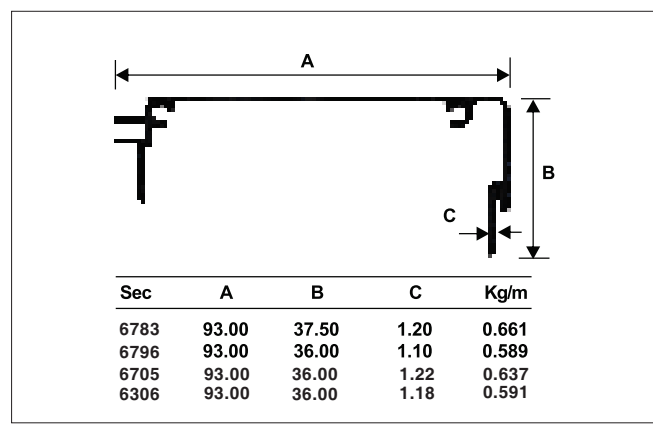
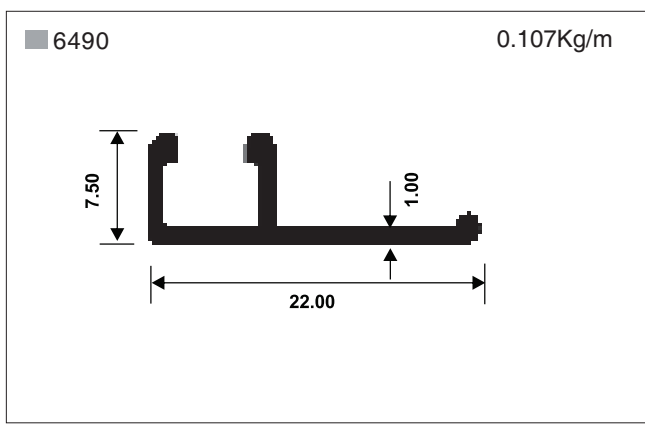
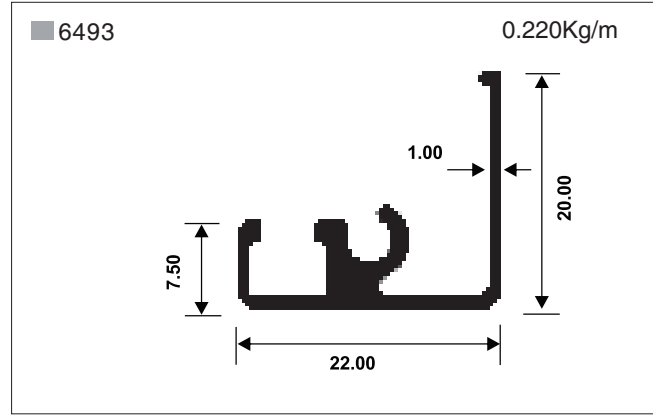
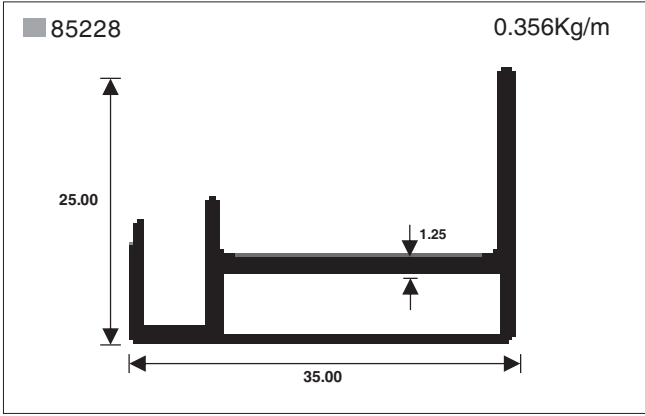


# MOTOR BODY





# SOLAR PANELS


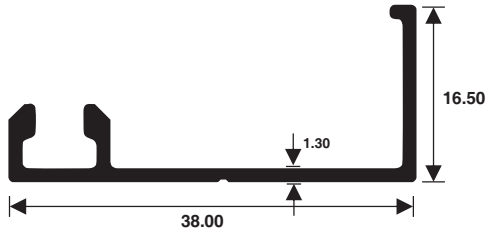




# SOLAR PANELS

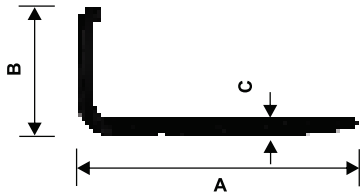

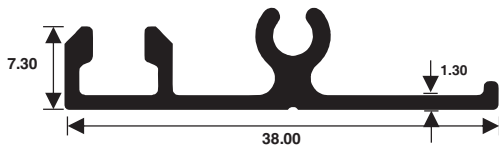
■ 7848

0.247Kg/m




■ 7849

0.268Kg/m


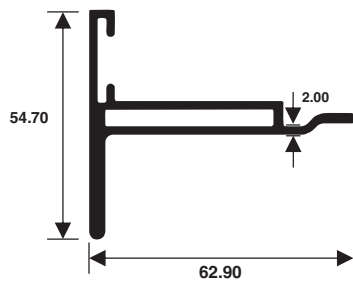


Sec	A	B	C	Kg/m
7887	25.00	11.50	1.50	0.131
7888	25.00	11.50	1.30	0.115
7889	25.00	11.50	1.20	0.115

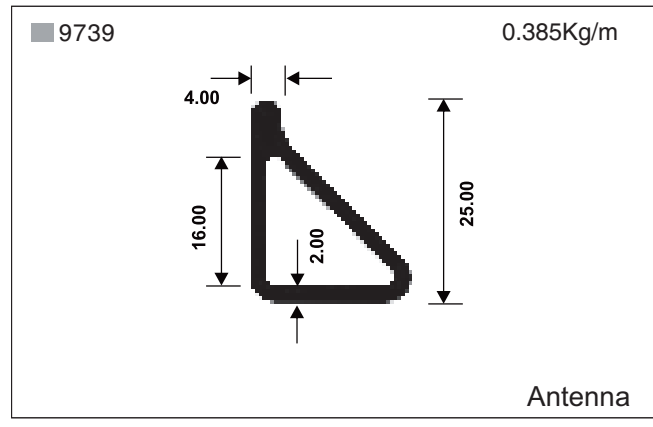
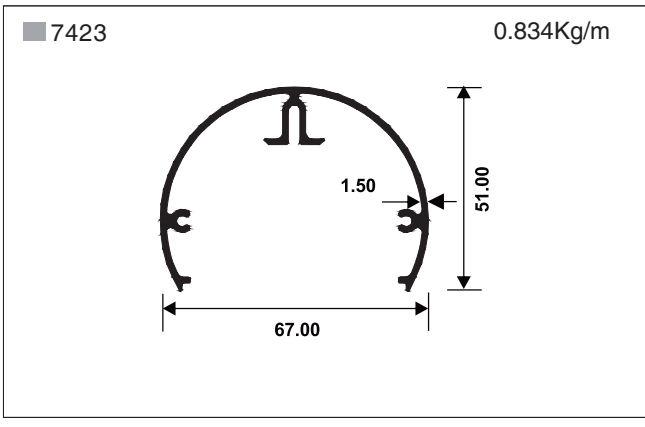
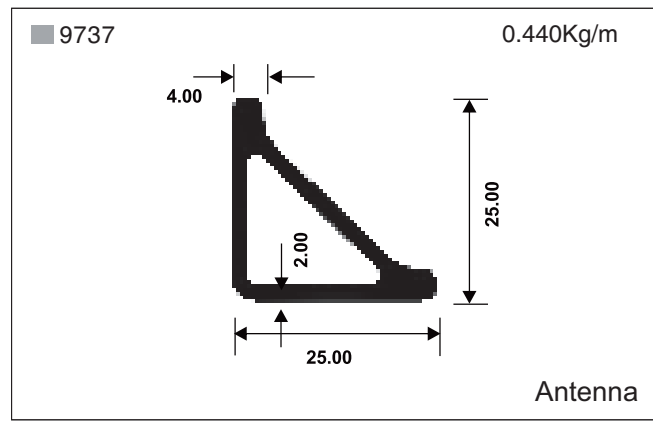
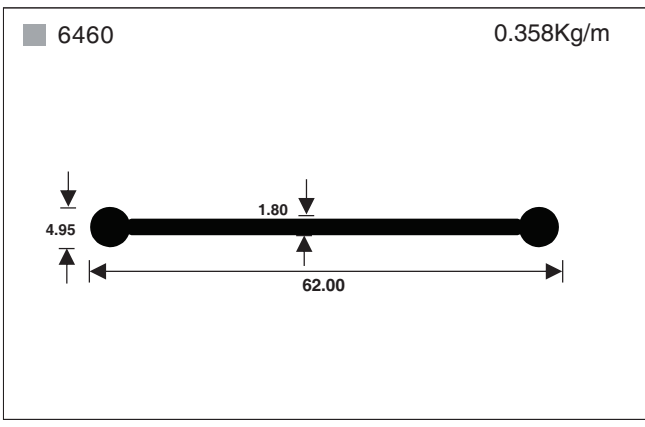
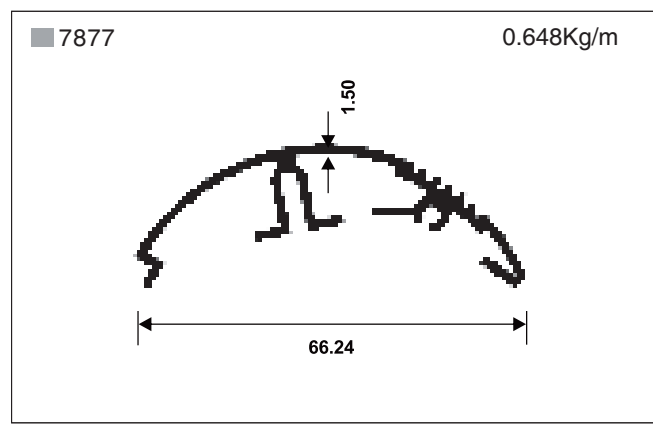
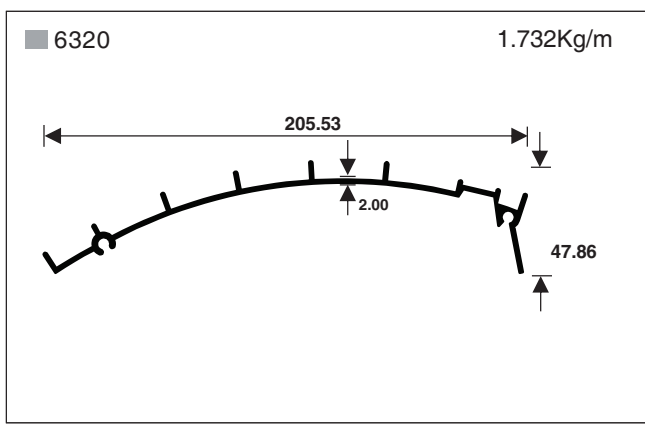
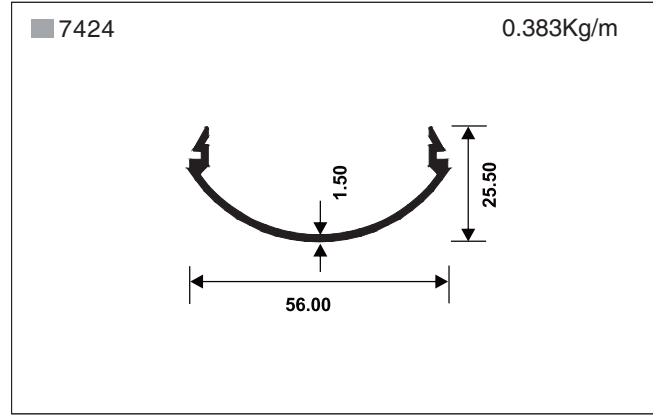
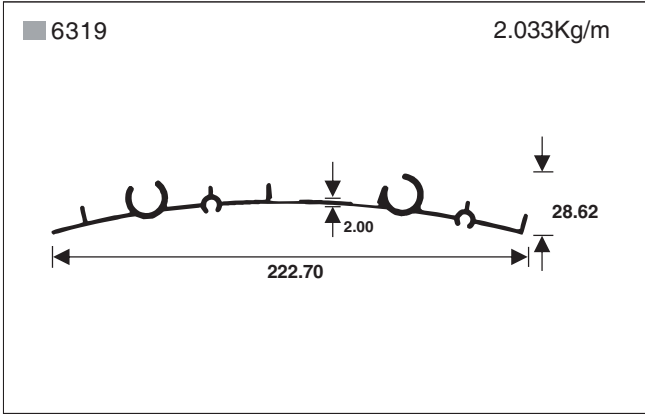


■ 85150

1.109Kg/m

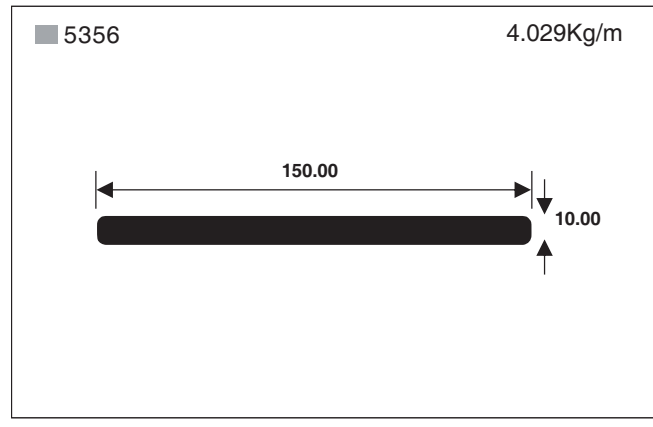
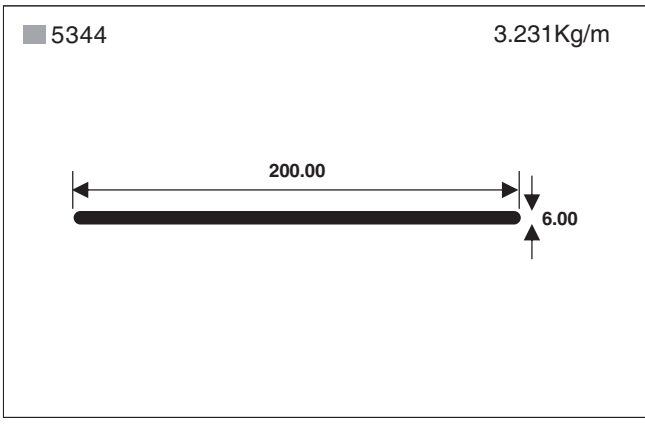
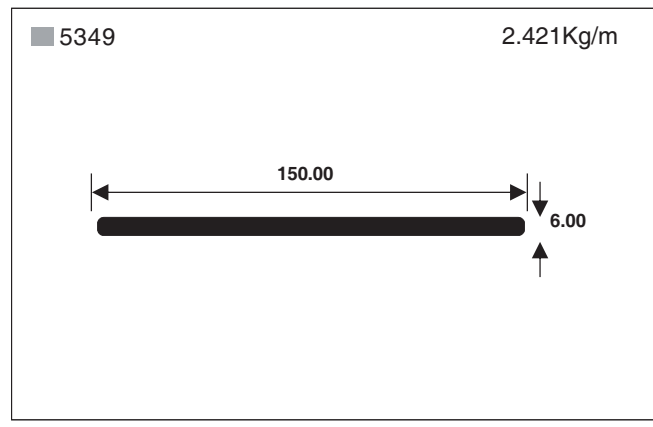
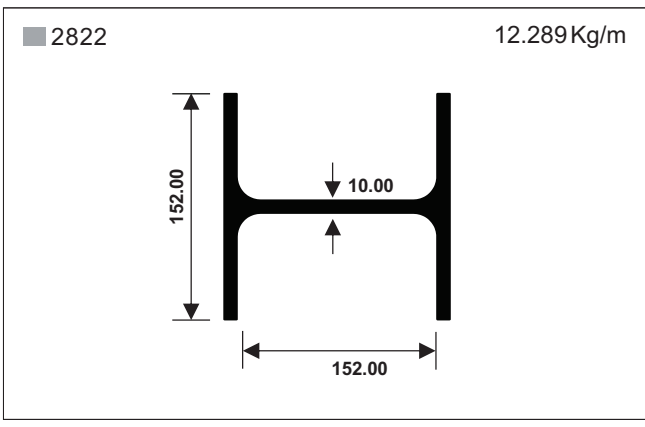
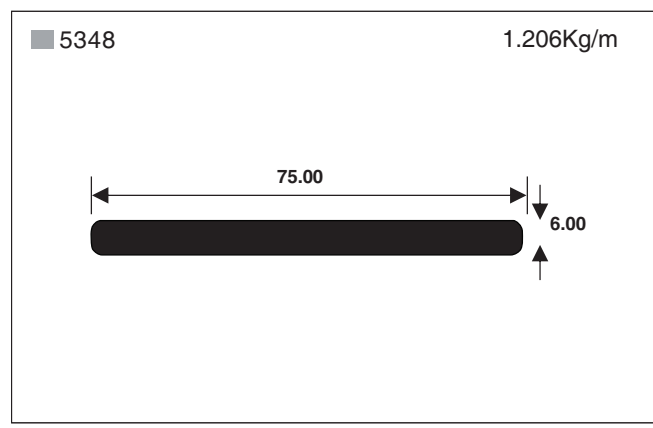
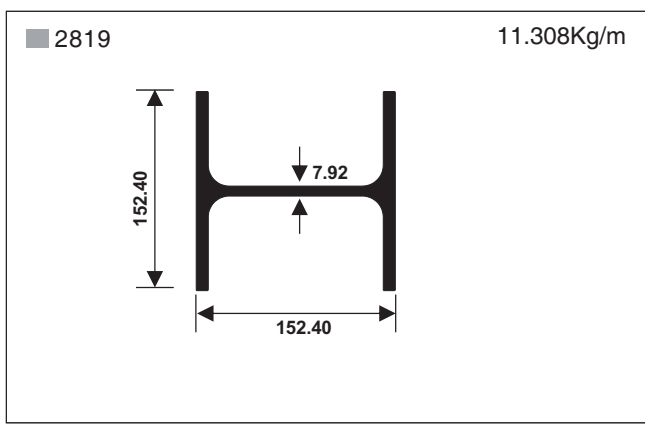
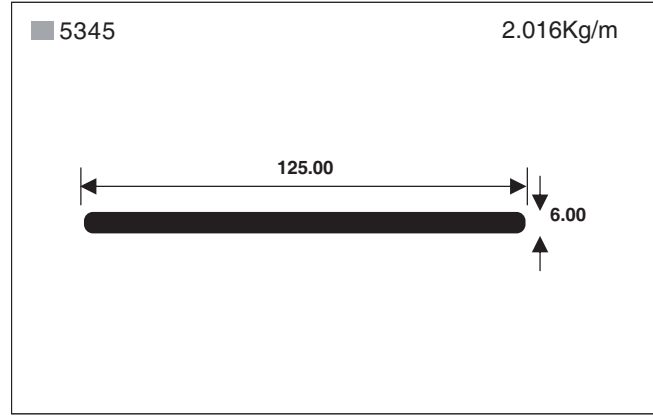
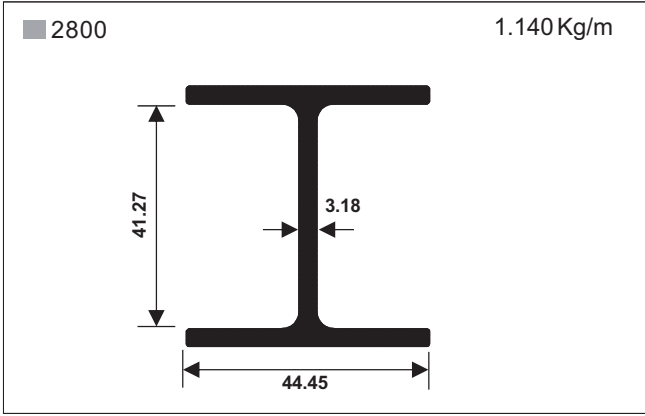


# LIGHTING FIXTURE

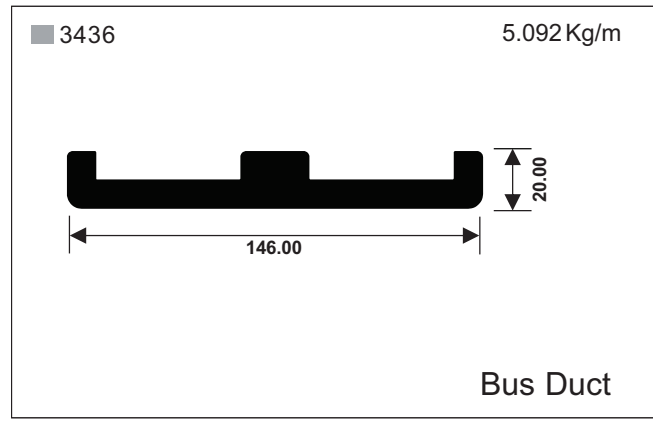
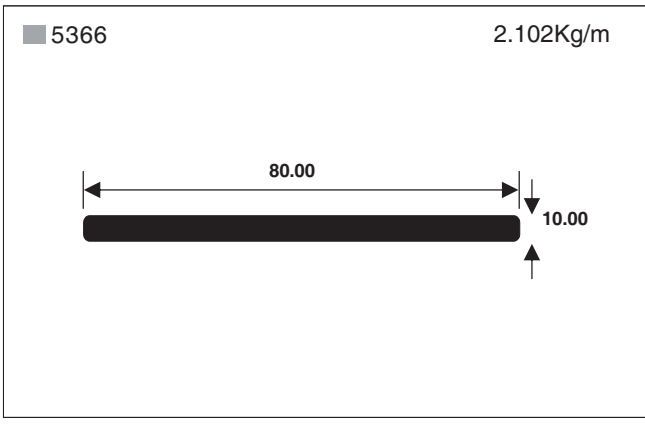
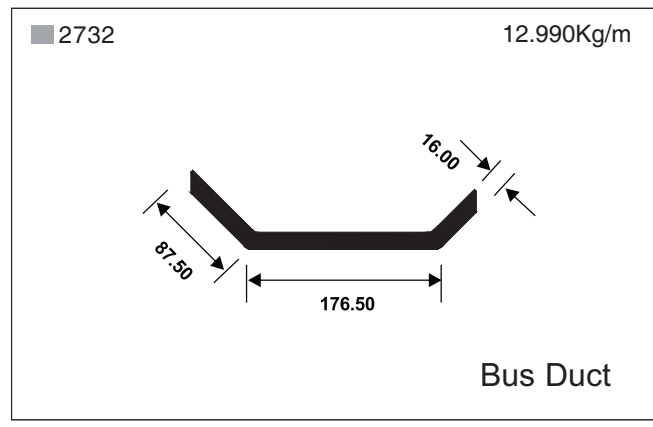
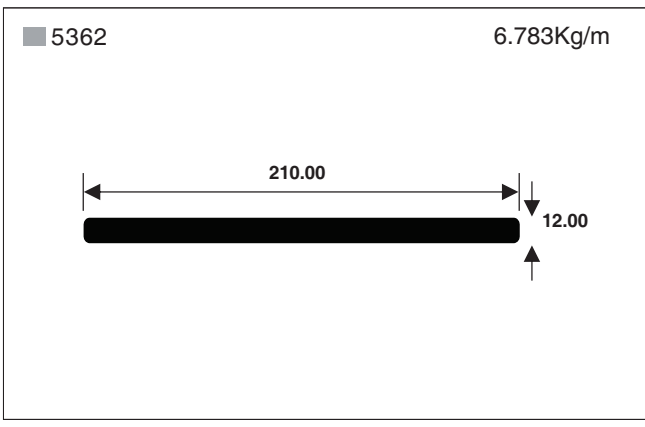
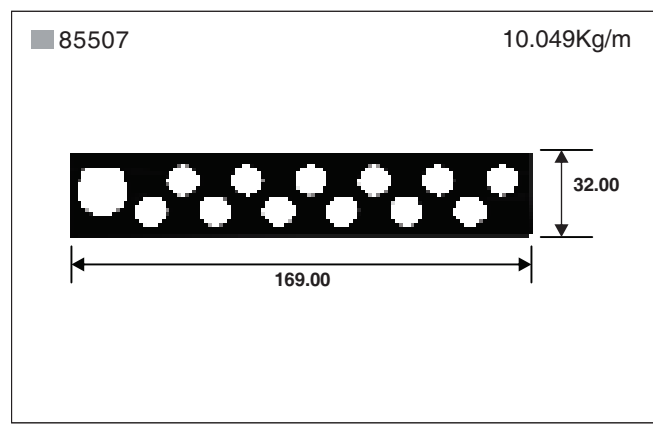
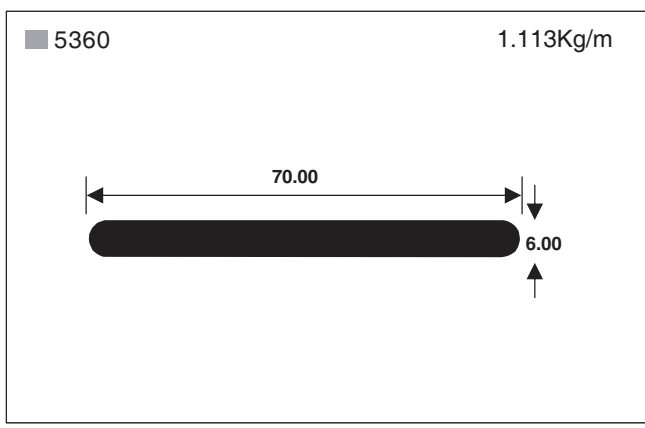
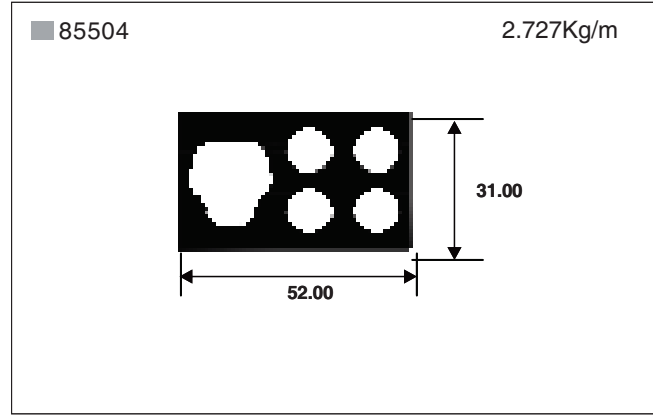
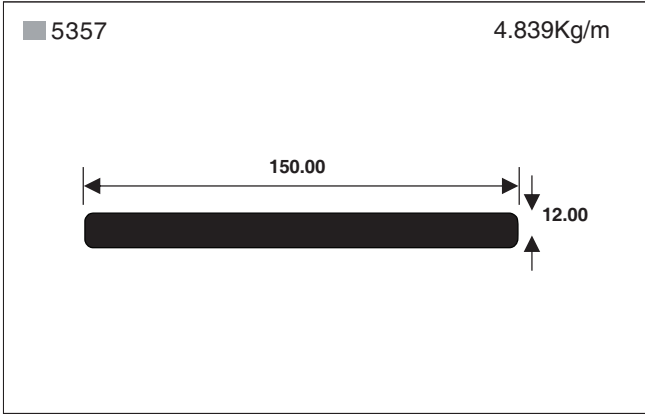




# BUS BAR



# BUS BAR

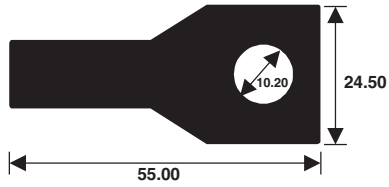




# CONNECTOR

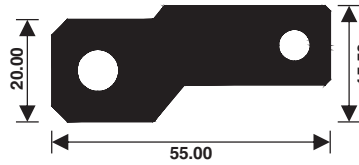
■ 9922

2.397Kg/m



■ 85256

2.319Kg/m



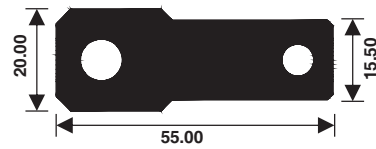
■ 9931

2.438Kg/m



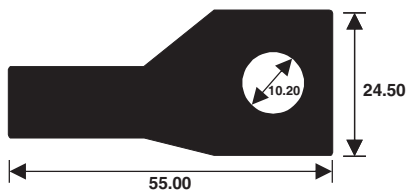
■ 85257

2.291Kg/m



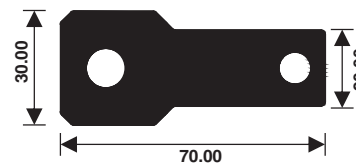
■ 9934

2.431Kg/m



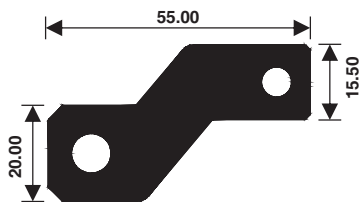
■ 85264

4.110Kg/m



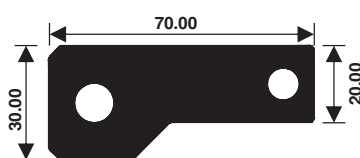
■ 85255

2.471Kg/m



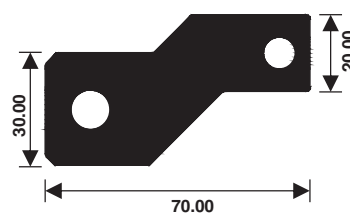
■ 85266

4.096Kg/m



■ 85265

4.456Kg/m





■ 3641 0.648Kg/m

Cable Lug

■ 6555 1.981Kg/m

Electronic Panel

■ 3642 0.964Kg/m

Cable Lug

■ 8618 1.668Kg/m

Electronic Rack

■ 6341 18.688Kg/m

Circuit Breaker

■ 85153 0.436Kg/m

Electrical Casing

■ 8642 2.858Kg/m



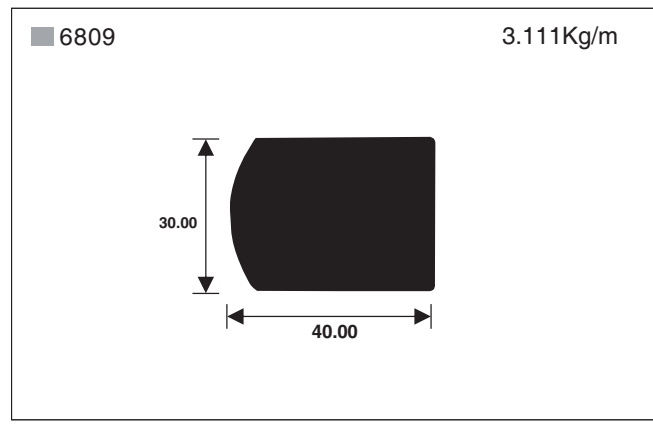
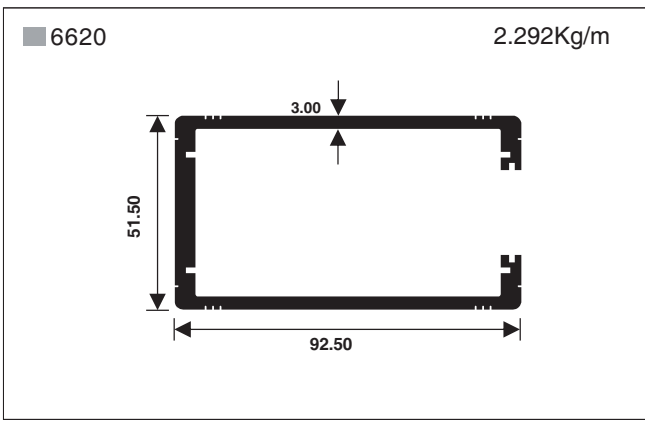
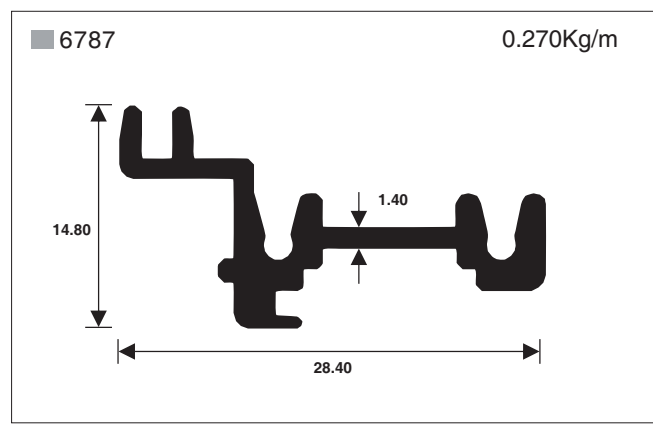
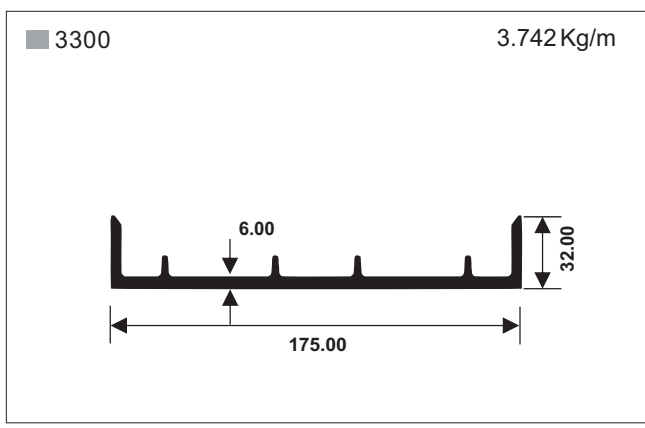
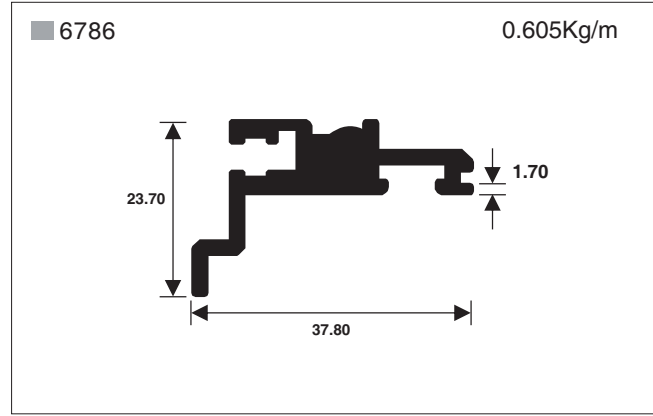
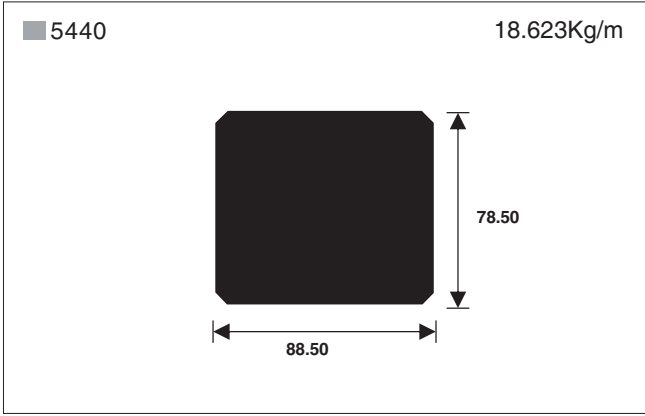
Electronic Rack

■ 3570 9.935Kg/m

Electrical Terminal



# ELECTRONICS







■ 8540 1.650Kg/m

■ 8617 5.938Kg/m

Heat Transfer

■ 8628 1.454Kg/m

■ 9847 6.282Kg/m

Heat Transfer

■ 85065 10.450Kg/m

■ 6566 0.224Kg/m

■ 2414 12.309Kg/m

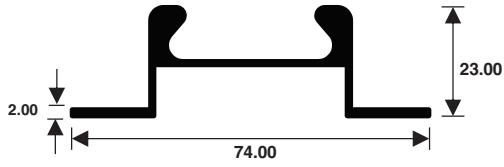
Line Trap

Sec	A	B	C	Kg/m
5561	23.00	9.72	1.00	0.585
5562	23.00	7.72	1.00	0.461
5563	23.00	13.22	1.00	0.803

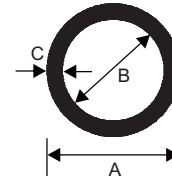


■ 6006

0.742Kg/m



Panel Board



Sec	A	B	C	Kg/m
8046	23.20	13.70	4.75	0.743
8047	20.10	8.70	5.70	0.696

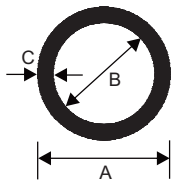
Connectors

■ 3437

15.763Kg/m



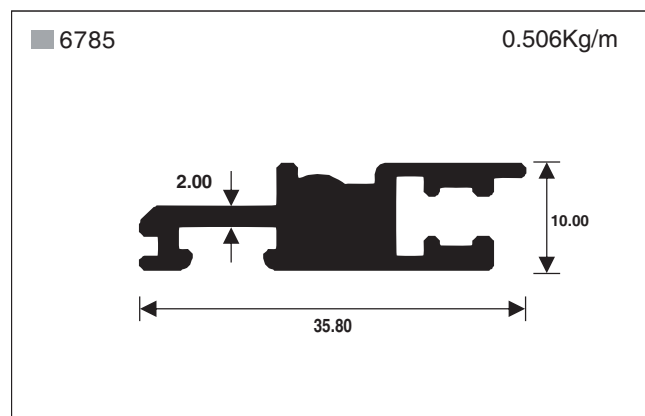
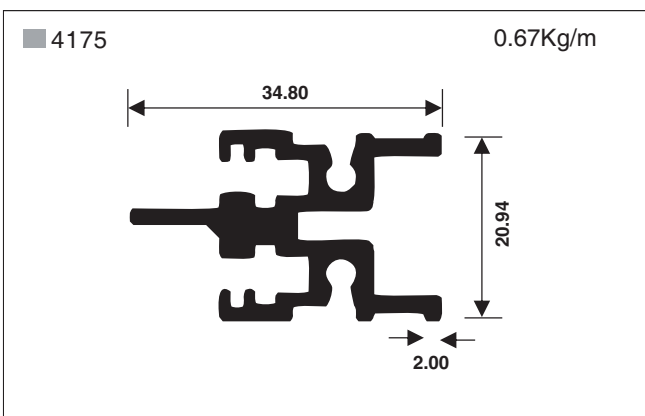
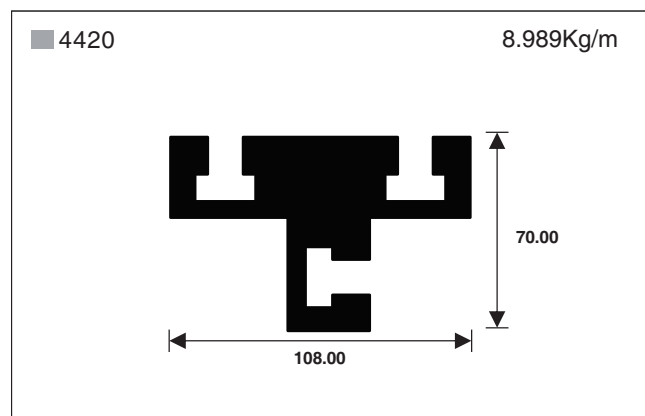
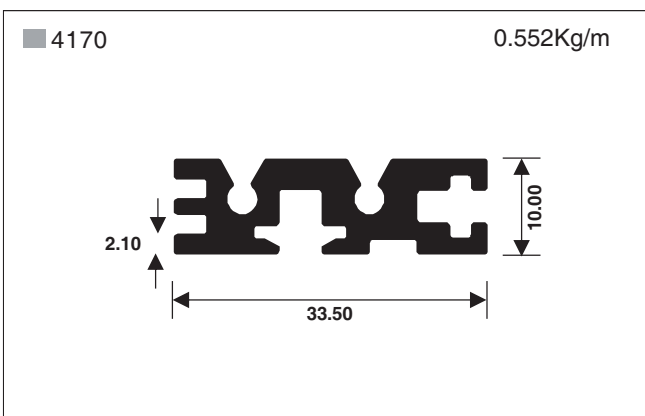
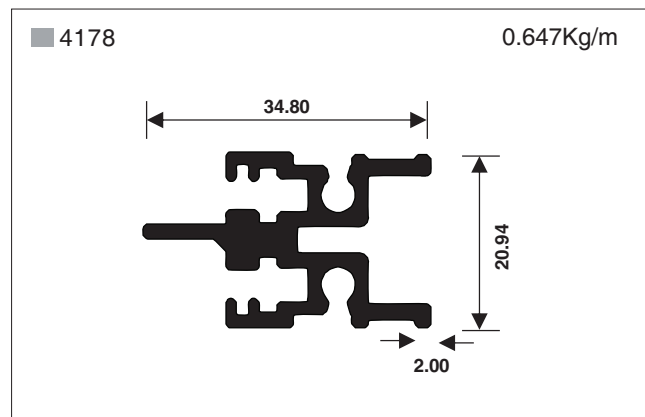
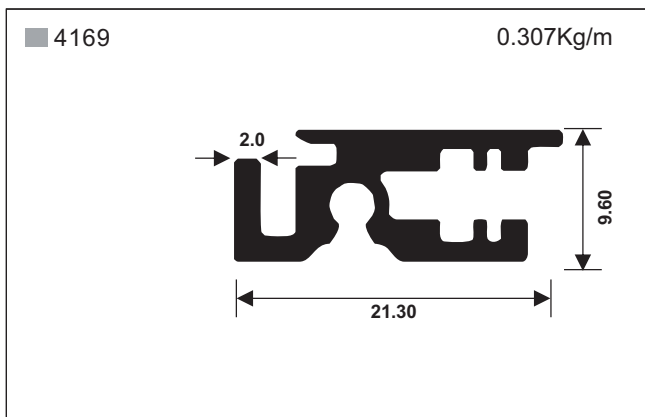
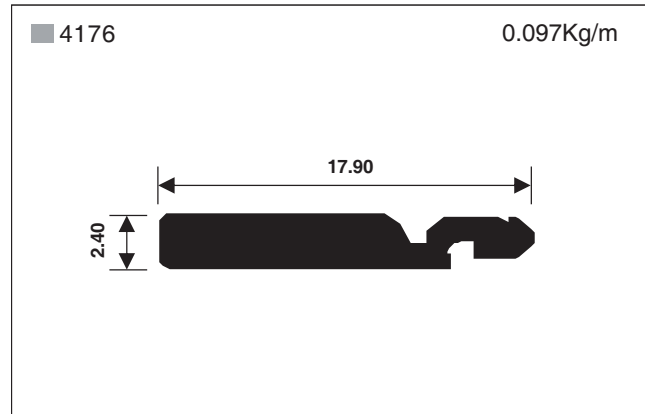
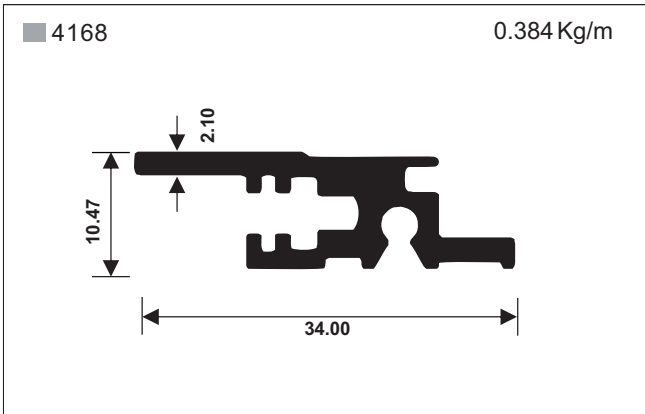
Tubular Bus Bar



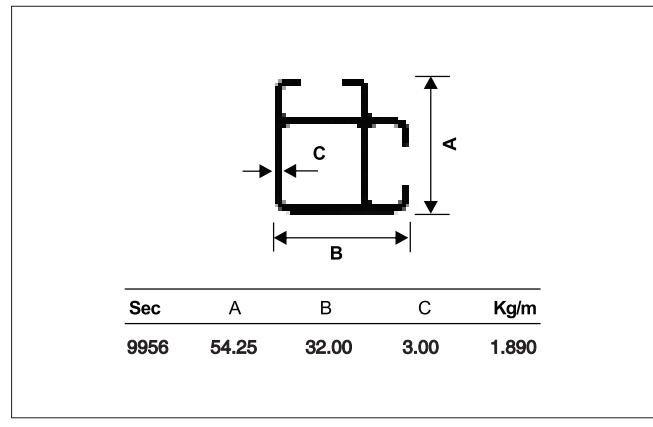
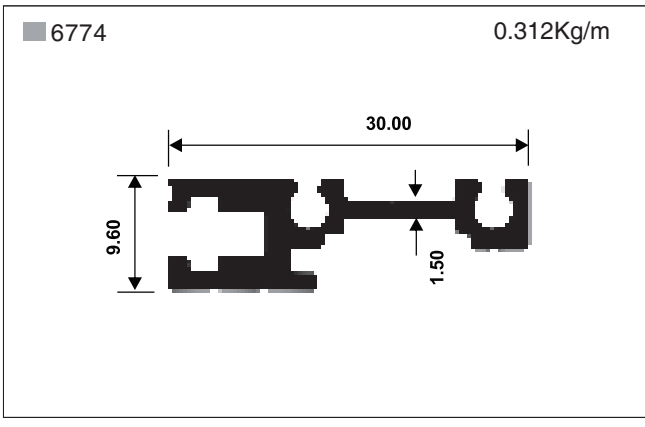
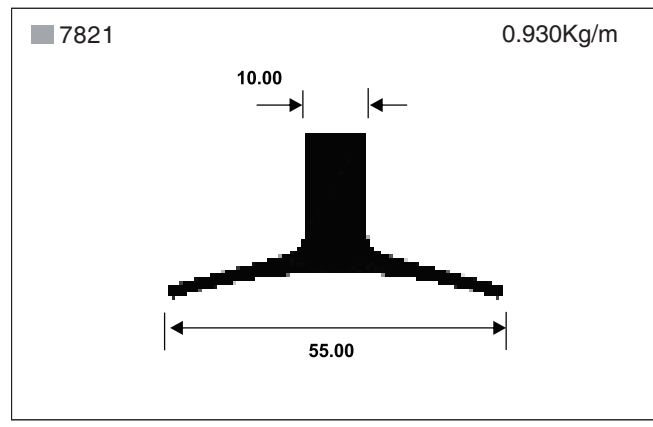
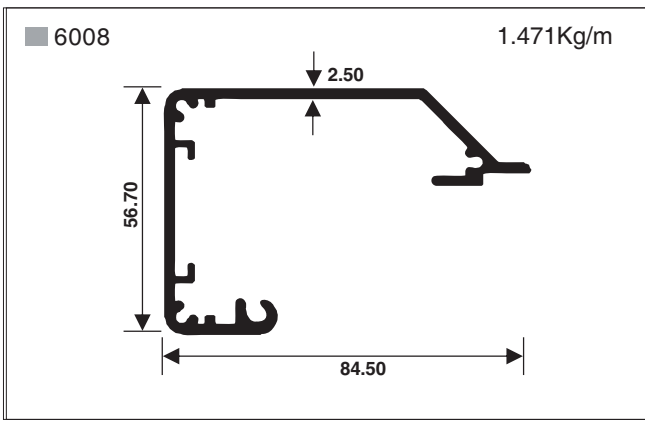
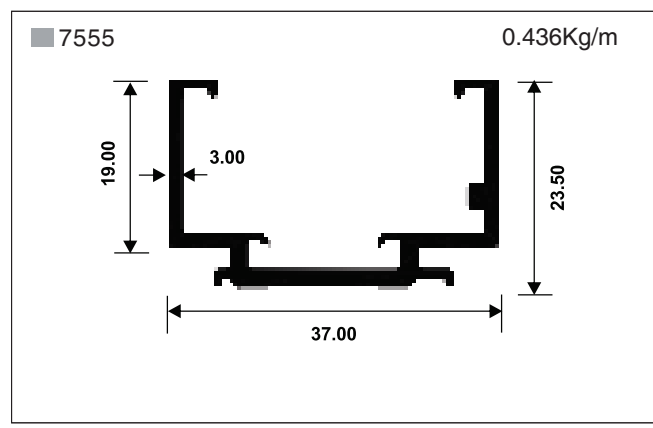
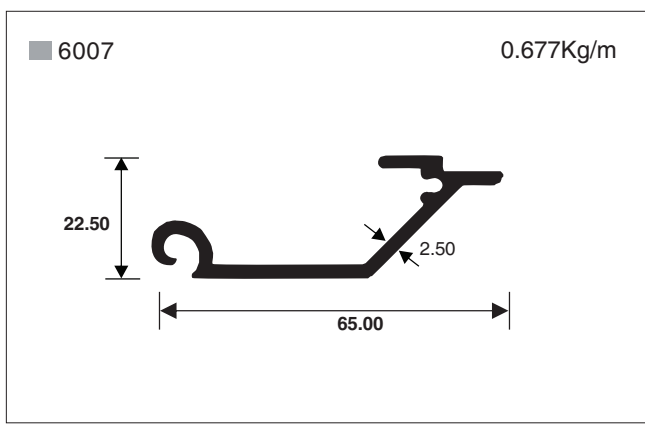
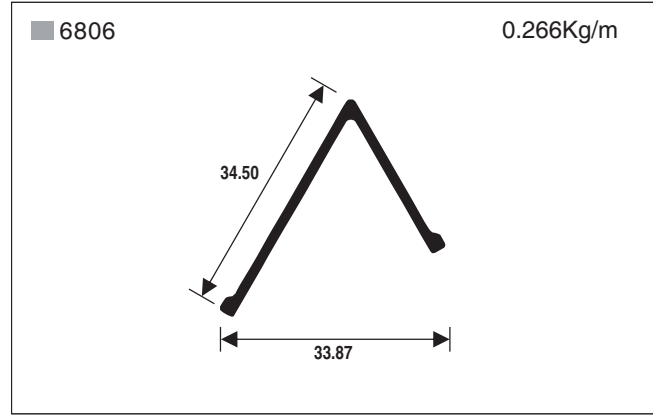
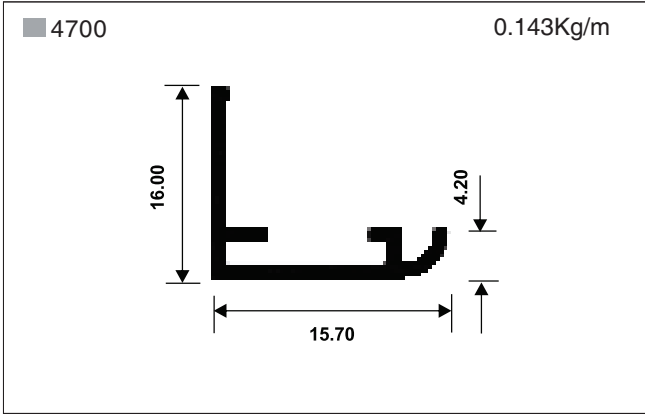
Sec	A	B	C	Kg/m
9684	36.00	28.00	4.00	1.086
9668	42.16	35.05	3.56	1.166
9435	48.26	40.90	3.68	1.392
9398	50.00	39.00	5.50	2.076
9654	60.32	52.51	3.91	1.871
9560	60.33	49.25	5.54	2.575
9561	73.03	59.01	7.01	3.926
9436	73.02	62.71	5.16	2.970
9941	88.90	73.60	7.62	5.253
9562	88.90	73.66	7.62	5.254
9940	88.90	77.92	5.49	3.884
9399	96.50	85.50	5.50	4.245
9671	191.60	85.44	8.08	6.410
9670	101.60	90.12	5.74	4.667
9672	114.60	102.26	6.17	5.675
9942	114.20	102.16	6.02	5.524
9943	114.20	97.18	8.51	7.657
8069	141.30	128.19	6.56	7.492
8278	168.30	154.08	7.11	9.721



# UPS PARTS



# MISCELLANEOUS - ELECTRICAL



# Index



SI No	Sec	Page	SI No	Sec	Page	SI No	Sec	Page	SI No	Sec	Page
1	2414	32	51	6491	24	101	7568	16	151	8714	21
2	2732	28	52	6492	24	102	7581	16	152	8729	22
3	2800	27	53	6493	24	103	7612	17	153	8743	22
4	2819	27	54	6496	13	104	7668	17	154	8759	22
5	2822	27	55	6510	13	105	7703	17	155	9398	33
6	3300	31	56	6511	13	106	7704	17	156	9399	33
7	3436	28	57	6535	13	107	7708	17	157	9435	33
8	3437	33	58	6536	13	108	7715	17	158	9436	33
9	3570	30	59	6547	13	109	7718	17	159	9535	22
10	3641	30	60	6554	13	110	7720	17	160	9553	22
11	3642	30	61	6555	30	111	7721	18	161	9554	22
12	4168	34	62	6566	32	112	7729	18	162	9556	22
13	4169	34	63	6591	13	113	7734	18	163	9557	22
14	4170	34	64	6593	14	114	7741	18	164	9560	33
15	4175	34	65	6603	14	115	7742	18	165	9561	33
16	4176	34	66	6614	14	116	7763	18	166	9562	33
17	4178	34	67	6620	31	117	7764	18	167	9654	33
18	4420	34	68	6637	14	118	7767	18	168	9670	33
19	4700	35	69	6661	14	119	7770	19	169	9671	33
20	5110	12	70	6664	14	120	7771	19	170	9672	33
21	5344	27	71	6682	14	121	7772	19	171	9684	33
22	5345	27	72	6702	14	122	7773	19	172	9737	26
23	5348	27	73	6705	24	123	7778	19	173	9739	26
24	5349	27	74	6727	15	124	7779	19	174	9847	32
25	5356	27	75	6736	15	125	7805	19	175	9922	29
26	5357	28	76	6774	35	126	7821	35	176	9925	20
27	5360	28	77	6783	24	127	7848	25	177	9931	29
28	5362	28	78	6785	34	128	7849	25	178	9934	29
29	5366	28	79	6786	31	129	7867	19	179	9940	33
30	5440	31	80	6787	31	130	7877	26	180	9941	33
31	5561	32	81	6796	24	131	7887	25	181	9942	33
32	5562	32	82	6806	35	132	7888	25	182	9943	33
33	5563	32	83	6809	31	133	7889	25	183	9956	35
34	6006	33	84	6866	15	134	7893	20	184	9964	23
35	6007	35	85	7281	24	135	7957	20	185	85040	23
36	6008	35	86	7282	24	136	7958	20	186	85065	32
37	6301	12	87	7310	15	137	8046	33	187	85077	23
38	6302	12	88	7414	15	138	8047	33	188	85104	23
39	6306	24	89	7423	26	139	8503	21	189	85150	25
40	6319	26	90	7424	26	140	8527	21	190	85153	30
41	6320	26	91	7464	15	141	8528	21	191	85187	23
42	6341	30	92	7502	15	142	8536	21	192	85218	23
43	6377	12	93	7513	15	143	8540	32	193	85228	24
44	6378	12	94	7531	16	144	8559	21	194	85255	29
45	6382	12	95	7534	16	145	8570	21	195	85256	29
46	6383	20	96	7549	16	146	8617	32	196	85257	29
47	6384	12	97	7550	16	147	8618	30	197	85264	29
48	6460	26	98	7554	16	148	8628	32	198	85265	29
49	6489	12	99	7555	35	149	8642	30	199	85266	29
50	6490	24	100	7565	16	150	8713	21	200	85504	28
									201	85507	28



### MARKETING HEAD OFFICE

7th floor Birla Centurion,  
Pandurang Budhkar Marg, Worli  
Mumbai - 400 030  
Tel : +91 22 6662 6666, 6261 0555  
Fax: +91 22 2422 7586, 2436 2516  
Email : rajendra.pareek@adityabirla.com

### EXPORTS OFFICE

7th floor Birla Centurion,  
Pandurang Budhkar Marg, Worli  
Mumbai - 400 030  
Tel : +91 22 6662 6666, 6261 0555  
Fax: +91 22 2422 7586, 2436 2516  
Email : manoj.randive@adityabirla.com

### WORKS

P.O. Renukoot, Dist. Sonbhadra,  
Uttar Pradesh - 231 217, India  
Tel: +91-5446-252 079 / 78  
Fax: +91-5446-252 107 / 252 427  
Email: sanjeev.singh@adityabirla.com

P.B. No. 21 Alupuram, Kalamassery,  
Kerala - 683 104, India  
Tel: +91-484-293 2446  
Fax: +91-484-254 1887  
Email: r.sivaramakrishan@adityabirla.com

### REGIONAL OFFICES

#### North

Mindmill Corporate Tower  
24a, Film City  
Sec-16 A,  
Noida- 201301.up.  
Ph. + 91120 6692100  
Fax.91120 6692105  
Email: nutan.singh@adityabirla.com

#### East

Jeevan Deep Building, 1,  
Prafulla Chandra Sen Sarani,  
Kolkata - 700 071, West Bengal  
Tel: +91-33-2280 9710, 2288 6135  
Fax: +91-33-2288 6139  
Email: abhijit.chakraborty@adityabirla.com

#### West

1st floor, Ahura centre,  
82, Mahakali caves road, Andheri (East),  
Mumbai - 400 093, Maharashtra  
Tel: +91-22-6691 7000 / 7031  
Fax: +91-22-6691 7070/7050  
Email: ashish.nema@adityabirla.com

#### South

7th floor, Industry house,  
45 Race Course road,  
Bengaluru - 560 001, Karnataka  
Tel: +91-80-4041 6000  
Fax: +91-80-4041 6060  
Email: ashok.k.kumar@adityabirla.com

### AREA OFFICES

#### Kochi

P.B. No. 21 Alupuram, Kalamassery,  
Kerala - 683 104, India  
Tel: +91 484 293 2445, Fax: +91-484-254 1887  
Email: vivek.jacob@adityabirla.com

#### Chennai

Flat 2A, 2nd Floor, Appex Plaza, 3,  
Nungambakkam High Road, Chennai 600 034  
Tel: 91-44-2827 2333 / 2343  
Fax: 91-44-2827 4756  
Email: s.sugunaraj@adityabirla.com



[www.hindalco.com](http://www.hindalco.com)